

Event: MX-5 MRLS Open Test
 Track: Mazda Raceway Laguna Seca
 Report: Section Data Report
 Session: Test Session 1

2.238 mile(s)

Battery Tender Global MX-5 Cup
 September 21, 2017



Section Data for Car 03 - Harrison, Ashton

Lap	T/SF to I1	I1 to I2	I2 to I3	I3 to I4	I4 to I5	I5 to SF	Lap	PI to	SFP/PO to	SF to PI
1	T		38.7169	28.4494	18.4656	11.0937	13.7243	126.6371	54.4997	126.6371
	S		58.343	71.634	66.610	75.842	63.342	63.621	13.962	63.623
2	T	8.6824	31.8345	25.8585	17.3472	10.7083	13.4293	107.8602		
	S	94.392	70.956	78.812	70.905	78.571	64.733	74.697		
3	T	8.6505	31.4011	24.8644	16.9410			147.8319	52.2746	95.5573
	S	94.740	71.936	81.963	72.605			54.500	14.556	75.219
4	T		31.5527	25.9376	17.2544			232.7391	130.6385	
	S		71.590	78.571	71.286			34.617	5.825	
5	T		31.4063	25.1510	17.0359	10.6390	13.3503	111.9707		111.9707
	S		71.924	81.029	72.200	79.083	65.116	71.955		71.957
6	T	8.4597	31.3243	25.4322	16.9068	10.7205	13.3762	106.2197		
	S	96.876	72.112	80.133	72.752	78.482	64.990	75.850		
7	T	8.6209	30.4005	25.0035	17.4581	11.0541	13.2254	105.7625		
	S	95.065	74.304	81.507	70.454	76.113	65.731	76.178		
8	T	8.5166	30.4106	24.7640	16.6400	10.4545	13.2147	104.0004		
	S	96.229	74.279	82.295	73.918	80.479	65.784	77.469		
9	T	8.4554	30.7210	24.5289	17.0291	10.3914	13.1770	104.3028		
	S	96.926	73.528	83.084	72.229	80.967	65.972	77.244		
10	T	8.3709	30.0759	24.5676	17.2226	10.3957	13.2006	103.8333		
	S	97.904	75.105	82.953	71.418	80.934	65.854	77.594		
11	T	8.3210	29.9910	25.4984	16.6044	10.2967	13.7831	104.4946		
	S	98.491	75.318	79.925	74.077	81.712	63.071	77.103		
12	T	8.4590	30.1123	24.3168	16.6332	10.3583	13.5083	103.3879		
	S	96.884	75.015	83.809	73.948	81.226	64.354	77.928		
13	T	8.4449	31.5216	24.7746	17.1345			309.5341	214.7995	94.7346
	S	97.046	71.661	82.260	71.785			26.029	3.542	75.872
14	T		31.5570	24.9905	16.9423	10.5958	13.3079	111.9800		111.9800
	S		71.580	81.549	72.599	79.405	65.323	71.949		71.951
15	T	8.4937	30.6039	24.7781	17.0002	10.3759	13.7263	104.9781		
	S	96.489	73.810	82.248	72.352	81.088	63.332	76.747		
16	T	8.5225	30.3565	24.6590	16.9176	10.3497	13.3871	104.1924		
	S	96.163	74.411	82.645	72.705	81.294	64.937	77.326		
17	T	8.4906	30.5893	25.2917	16.7828	10.3432	13.4084	104.9060		
	S	96.524	73.845	80.578	73.289	81.345	64.834	76.800		
18	T	8.4823	30.5416	24.5900	16.6771	10.2851	13.4310	104.0071		
	S	96.618	73.960	82.877	73.754	81.804	64.725	77.464		
19	T	8.4820	30.6620	24.5383	16.6815	10.3265	13.3273	104.0176		
	S	96.622	73.670	83.052	73.734	81.476	65.228	77.456		

Event: MX-5 MRLS Open Test
Track: Mazda Raceway Laguna Seca
Report: Section Data Report
Session: Test Session 1

2.238 mile(s)

Battery Tender Global MX-5 Cup
September 21, 2017



Section Data for Car 03 - Harrison, Ashton

Lap	T/SF to I1	I1 to I2	I2 to I3	I3 to I4	I4 to I5	I5 to SF	Lap	PI to	SFP/PO to	SF to PI
20	T	8.3793	32.3377	29.3119	18.7020		153.7401	52.1940		101.5461
	S	97.806	69.852	69.527	65.768		52.405	14.578		70.783

Event: **MX-5 MRLS Open Test**
Track: **Mazda Raceway Laguna Seca**
Report: **Section Data Report**
Session: **Test Session 1**

2.238 mile(s)

Battery Tender Global MX-5 Cup
September 21, 2017



Section Data for Car 07 - DaSilva, Joe (R)

Lap	T/SF to I1	I1 to I2	I2 to I3	I3 to I4	I4 to I5	I5 to SF	Lap	PI to	SFP/PO to	SF to PI	
1	T		41.8624	27.3085	19.9432	11.2193	13.8935	129.8828	35.0448	129.8828	
	S		53.959	74.627	61.675	74.993	62.570	62.031	21.712	62.033	
2	T	9.4664	32.6581	27.4003	20.1615	11.9441	13.7843	115.4147			
	S	86.574	69.167	74.377	61.007	70.442	63.066	69.807			
3	T	9.6504	33.8086	28.1770	19.7233	11.5976	13.6432	116.6001			
	S	84.923	66.813	72.327	62.363	72.546	63.718	69.098			
4	T	10.1609	32.1375	25.4667	17.9683	10.7151	13.4722	109.9207			
	S	80.657	70.287	80.024	68.454	78.521	64.527	73.296			
5	T	8.4331	31.0959	25.3960	18.4544	10.8624	14.5603	108.8021			
	S	97.182	72.642	80.247	66.651	77.457	59.705	74.050			
6	T	8.9413	30.5862	25.6567	17.7590	10.5741	13.2957	106.8130			
	S	91.658	73.852	79.432	69.261	79.568	65.383	75.429			
7	T	8.4236	37.2650	25.5985	18.5012	10.9418	14.1422	114.8723			
	S	97.292	60.616	79.612	66.482	76.894	61.470	70.137			
8	T	8.7876	31.4580	26.6194	17.8927			238.0584	138.1770		99.8814
	S	93.262	71.806	76.559	68.743			33.844	5.507		71.963
9	T		33.4140	25.9599	18.1545	10.9555	13.7029	126.2230		126.2230	
	S		67.602	78.504	67.752	76.798	63.440	63.830		63.832	
10	T	9.1349	31.9064	25.0685	17.4880	10.4399	13.2884	107.3261			
	S	89.716	70.797	81.295	70.334	80.591	65.419	75.068			
11	T	8.3786	30.7495	25.0259	18.1682	10.8719	13.5034	106.6975			
	S	97.814	73.460	81.434	67.701	77.389	64.378	75.511			
12	T	8.2530	31.1455	25.2590	18.2539	10.5284	13.6453	107.0851			
	S	99.303	72.526	80.682	67.383	79.914	63.708	75.237			
13	T	8.4959	31.4085	25.2204	18.3102	11.3825	13.5798	108.3973			
	S	96.464	71.919	80.806	67.176	73.917	64.016	74.327			
14	T	8.4804	30.9643	25.0408	17.4669	10.4563	13.5180	105.9267			
	S	96.640	72.951	81.385	70.419	80.465	64.308	76.060			
15	T	8.4461	30.8677	25.0145	17.7724	10.6411	13.2457	105.9875			
	S	97.032	73.179	81.471	69.208	79.067	65.630	76.017			
16	T	8.3077	30.9258	25.1735	17.4821	10.3029	13.5449	105.7369			
	S	98.649	73.041	80.956	70.358	81.663	64.180	76.197			
17	T	8.5149	31.2358	24.9136	17.9762	10.4452	13.4720	106.5577			
	S	96.248	72.316	81.801	68.424	80.550	64.528	75.610			
18	T	8.5384	32.2240	25.1344	17.4355	10.6555	13.7394	107.7272			
	S	95.983	70.099	81.082	70.546	78.961	63.272	74.789			
19	T	8.7391	31.2271	24.7235	16.9706	10.2898	13.6009	105.5510			
	S	93.779	72.337	82.430	72.478	81.767	63.916	76.331			

Event: MX-5 MRLS Open Test
Track: Mazda Raceway Laguna Seca
Report: Section Data Report
Session: Test Session 1

2.238 mile(s)

Battery Tender Global MX-5 Cup
September 21, 2017



Section Data for Car 07 - DaSilva, Joe (R)

Lap	T/SF to I1	I1 to I2	I2 to I3	I3 to I4	I4 to I5	I5 to SF	Lap	PI to	SFP/PO to	SF to PI
20	T	8.3490	31.6329	25.4502	17.3444	10.3790	13.8196	106.9751		
	S	98.161	71.409	80.076	70.916	81.064	62.905	75.315		
21	T	8.5548	31.4969	25.2975	17.7370			239.9592	142.0382	97.9210
	S	95.799	71.717	80.560	69.347			33.576	5.357	73.403

Event: **MX-5 MRLS Open Test**
Track: **Mazda Raceway Laguna Seca**
Report: **Section Data Report**
Session: **Test Session 1**

2.238 mile(s)

Battery Tender Global MX-5 Cup
September 21, 2017



Section Data for Car 20 - Palermo, Hernan

Lap	T/SF to I1	I1 to I2	I2 to I3	I3 to I4	I4 to I5	I5 to SF	Lap	PI to	SFP/PO to	SF to PI
1	T		43.0226	32.8076	21.6690	15.6813	13.9206	147.3161	33.5677	147.3161
	S		52.504	62.118	56.763	53.654	62.448	54.691	22.668	54.692
2	T	8.3663	31.5537	24.6370	16.7021	10.3327	13.1350	104.7268		
	S	97.958	71.588	82.719	73.643	81.427	66.183	76.932		
3	T	8.3580	30.5532	24.1193	16.9174	10.8186	13.3130	104.0795		
	S	98.055	73.932	84.495	72.706	77.770	65.298	77.410		
4	T	8.4051	30.2223	23.9529	16.8374	10.2146	13.0721	102.7044		
	S	97.506	74.742	85.082	73.052	82.369	66.502	78.446		
5	T	8.3275	30.4368	23.9684	16.5585	10.1398	13.1907	102.6217		
	S	98.414	74.215	85.027	74.282	82.976	65.904	78.510		
6	T	8.5960	30.6254	24.1729	16.5424	10.1787	13.3354	103.4508		
	S	95.340	73.758	84.307	74.354	82.659	65.189	77.880		
7	T	8.7835	30.2963	23.6997	16.4307	10.3397	12.9427	102.4926		
	S	93.305	74.559	85.991	74.860	81.372	67.167	78.609		
8	T	8.2218	29.9081	23.7501	16.2116	10.0786	13.0097	101.1799		
	S	99.680	75.527	85.808	75.872	83.480	66.821	79.628		
9	T	8.2022	30.0590	23.6076	16.3591	9.9551	12.9410	101.1240		
	S	99.918	75.148	86.326	75.188	84.516	67.176	79.672		
10	T	9.1427	30.6473	23.6289	16.3984			179.3261	86.9548	92.3713
	S	89.639	73.705	86.248	75.007			44.928	8.751	77.813
11	T		33.8652	25.7361	18.1359	9.9434	13.7841	116.1939		116.1939
	S		66.702	79.187	67.821	84.615	63.067	69.339		69.341
12	T	8.4084	30.6231	25.7473	16.6649	10.0386	13.0736	104.5559		
	S	97.467	73.763	79.152	73.808	83.813	66.494	77.057		
13	T	8.2642	30.0600	24.7189	17.5105	10.2253	13.9826	104.7615		
	S	99.168	75.145	82.445	70.244	82.283	62.171	76.906		
14	T	8.8430	30.3545	23.8208	16.3657	10.0442	13.1214	102.5496		
	S	92.677	74.416	85.554	75.157	83.766	66.252	78.565		
15	T	8.2291	30.0483	23.4855	16.7479	10.4377	12.9488	101.8973		
	S	99.591	75.174	86.775	73.442	80.608	67.135	79.068		
16	T	8.2170	30.2711	23.6752	16.2835	10.0840	13.2338	101.7646		
	S	99.738	74.621	86.080	75.537	83.436	65.689	79.171		
17	T	8.2422	30.2097	28.2136	17.9425			168.3144	70.8523	97.4621
	S	99.433	74.773	72.233	68.552			47.868	10.739	73.749
18	T		30.2562	24.3952	16.4273	10.2590	13.2015	107.4113		107.4113
	S		74.658	83.539	74.875	82.012	65.850	75.009		75.011
19	T	8.4642	31.3566	24.4481	16.4659	10.1879	13.0422	103.9649		
	S	96.825	72.038	83.358	74.700	82.585	66.654	77.495		

Event: MX-5 MRLS Open Test
Track: Mazda Raceway Laguna Seca
Report: Section Data Report
Session: Test Session 1

2.238 mile(s)

Battery Tender Global MX-5 Cup
September 21, 2017



Section Data for Car 20 - Palermo, Hernan

Lap	T/SF to I1	I1 to I2	I2 to I3	I3 to I4	I4 to I5	I5 to SF	Lap	PI to	SFP/PO to	SF to PI
20	T	8.2671	30.6714	23.9128	16.4104	10.3202	13.0494	102.6313		
	S	99.133	73.647	85.224	74.952	81.526	66.617	78.502		
21	T	8.2991	30.2675	23.7336	16.4150	10.0875	13.0095	101.8122		
	S	98.751	74.630	85.868	74.931	83.407	66.822	79.134		
22	T	8.2654	30.1394	24.1464	16.5165	9.9674	13.1572	102.1923		
	S	99.154	74.947	84.400	74.471	84.412	66.072	78.840		
23	T	8.2959	30.2649	23.7995	16.2782	10.0628	13.0459	101.7472		
	S	98.789	74.636	85.630	75.561	83.611	66.635	79.184		
24	T	8.2262	30.3561	24.7166	16.7904	10.2772	13.0969	103.4634		
	S	99.626	74.412	82.453	73.256	81.867	66.376	77.871		
25	T	8.2629	30.6208	24.4925	16.6899				34.4678	95.4400
	S	99.184	73.769	83.207	73.697				22.076	75.311

Event: **MX-5 MRLS Open Test**
 Track: **Mazda Raceway Laguna Seca**
 Report: **Section Data Report**
 Session: **Test Session 1**

2.238 mile(s)

Battery Tender Global MX-5 Cup
 September 21, 2017



Section Data for Car 21 - Martin III, Tom

Lap	T/SF to I1	I1 to I2	I2 to I3	I3 to I4	I4 to I5	I5 to SF	Lap	PI to	SFP/PO to	SF to PI	
1	T		37.0006	27.8546	19.2585	11.8054	13.9362	125.0824	54.2771	125.0824	
	S		61.049	73.164	63.868	71.269	62.378	64.412	14.019	64.414	
2	T	8.9460	31.9604	25.0789	17.2164	10.8163	13.3067	107.3247			
	S	91.610	70.677	81.262	71.444	77.787	65.329	75.069			
3	T	8.4003	30.6982	24.7920	17.1031	10.8077	13.5481	105.3494			
	S	97.561	73.583	82.202	71.917	77.849	64.165	76.477			
4	T	8.4173	30.4002	24.4045	18.2028	10.4133	13.0799	104.9180			
	S	97.364	74.304	83.507	67.572	80.797	66.462	76.791			
5	T	8.2591	30.1624	24.3673	16.9743	10.2704	13.1281	103.1616			
	S	99.229	74.890	83.635	72.462	81.921	66.218	78.099			
6	T	8.1863	30.5640	25.5524	16.6776	10.3313	13.1751	104.4867			
	S	100.112	73.906	79.756	73.752	81.438	65.982	77.108			
7	T	8.3893	30.3598	24.6325	16.8218	10.3081	13.4321	103.9436			
	S	97.689	74.403	82.734	73.119	81.622	64.719	77.511			
8	T	8.4732	30.1917	24.4652	16.5425	10.3342	13.1664	103.1732			
	S	96.722	74.817	83.300	74.354	81.415	66.026	78.090			
9	T	8.3622	30.6220	24.4598	16.6025			227.9448	135.1807		92.7641
	S	98.006	73.766	83.319	74.085			35.345	5.629		77.484
10	T		30.9038	24.7876	16.7936	10.2504	13.0934	109.2600		109.2600	
	S		73.093	82.217	73.242	82.081	66.394	73.740		73.742	
11	T	8.4237	30.3315	24.4106	16.5656	10.2558	13.1399	103.1271			
	S	97.290	74.473	83.486	74.250	82.038	66.159	78.125			
12	T	8.4778	30.3173	24.4763	16.8137	10.2986	13.0850	103.4687			
	S	96.670	74.507	83.262	73.155	81.697	66.436	77.867			
13	T	8.4000	31.2890	25.1091	16.9974	10.6449	13.1480	105.5884			
	S	97.565	72.194	81.164	72.364	79.039	66.118	76.304			
14	T	8.3245	30.3345	24.2912	17.0052	10.6918	13.1948	103.8420			
	S	98.450	74.465	83.897	72.331	78.692	65.883	77.587			
15	T	8.4459	30.4927	24.2590	16.6602	10.4368	13.5624	103.8570			
	S	97.035	74.079	84.008	73.829	80.615	64.098	77.576			
16	T	8.5607	30.3717	24.5176	16.8919	10.2404	13.4220	104.0043			
	S	95.733	74.374	83.122	72.816	82.161	64.768	77.466			
17	T	8.4471	30.2649	24.3907	16.6415	10.2720	13.8054	103.8216			
	S	97.021	74.636	83.555	73.912	81.908	62.969	77.602			
18	T	8.5512	30.3868	24.2296	16.7385	10.2901	13.2736	103.4698			
	S	95.840	74.337	84.110	73.483	81.764	65.492	77.866			
19	T	8.4270	30.5380	24.6230	16.9816	10.3652	13.2833	104.2181			
	S	97.252	73.969	82.766	72.431	81.172	65.444	77.307			

Event: MX-5 MRLS Open Test
Track: Mazda Raceway Laguna Seca
Report: Section Data Report
Session: Test Session 1

2.238 mile(s)

Battery Tender Global MX-5 Cup
September 21, 2017



Section Data for Car 21 - Martin III, Tom

Lap	T/SF to I1	I1 to I2	I2 to I3	I3 to I4	I4 to I5	I5 to SF	Lap	PI to	SFP/PO to	SF to PI
20	T	8.3403	30.3769	24.3423	16.6976	10.1601	13.1909	103.1081		
	S	98.263	74.361	83.721	73.663	82.811	65.903	78.139		
21	T	8.2964	30.3688	24.2511	16.8276	10.2463	13.2319	103.2221		
	S	98.783	74.381	84.036	73.094	82.114	65.699	78.053		
22	T	8.3403	30.5079	24.7115	16.8378	10.2228	13.2504	103.8707		
	S	98.263	74.042	82.470	73.050	82.303	65.607	77.566		
23	T	8.3822	30.4158	24.4467	16.9753	10.2310	13.2037	103.6547		
	S	97.772	74.266	83.363	72.458	82.237	65.839	77.727		
24	T	8.3814	30.5491	24.6060	17.0809	10.4855	13.5158	104.6187		
	S	97.781	73.942	82.823	72.010	80.241	64.319	77.011		
25	T	8.6653	34.1362	24.4643	16.8994			166.6078	69.1585	97.4493
	S	94.578	66.172	83.303	72.784			48.358	11.002	73.759

Event: **MX-5 MRLS Open Test**
Track: **Mazda Raceway Laguna Seca**
Report: **Section Data Report**
Session: **Test Session 1**

2.238 mile(s)

Battery Tender Global MX-5 Cup
September 21, 2017



Section Data for Car 27 - Wolenski, Alex (R)

Lap	T/SF to I1	I1 to I2	I2 to I3	I3 to I4	I4 to I5	I5 to SF	Lap	PI to	SFP/PO to	SF to PI	
1	T		38.8316	29.8546	21.5126	12.4437	14.5260	134.6581	46.6616	134.6581	
	S		58.171	68.263	57.176	67.614	59.846	59.832	16.307	59.833	
2	T	10.3905	33.9947	28.1686	20.5668	11.8035	13.9339	118.8580			
	S	78.874	66.448	72.348	59.805	71.281	62.389	67.785			
3	T	9.7554	33.7113	28.0419	19.9918	11.4866	14.6267	117.6137			
	S	84.009	67.006	72.675	61.525	73.247	59.434	68.502			
4	T	11.0488	34.5432	27.7793	19.6766	11.4777	14.0638	118.5894			
	S	74.175	65.392	73.362	62.511	73.304	61.812	67.939			
5	T	9.6002	33.0650	26.7893	18.9330	11.1257	14.0043	113.5175			
	S	85.368	68.316	76.073	64.966	75.623	62.075	70.974			
6	T	9.6450	33.7500	27.6629	19.0466	11.4012	13.9609	115.4666			
	S	84.971	66.929	73.671	64.578	73.796	62.268	69.776			
7	T	9.1798	33.4388	27.6822	18.8737	11.1393	14.6052	114.9190			
	S	89.277	67.552	73.620	65.170	75.531	59.521	70.109			
8	T	9.3219	32.8230	26.4237	18.1327	11.1726	13.5732	111.4471			
	S	87.916	68.820	77.126	67.833	75.306	64.047	72.293			
9	T	8.9240	32.1985	26.4844	18.3803	11.2125	14.2315	111.4312			
	S	91.836	70.154	76.949	66.919	75.038	61.084	72.303			
10	T	9.2384	31.9025	26.0797	18.1035	10.8602	13.8308	110.0151			
	S	88.711	70.805	78.143	67.943	77.472	62.854	73.234			
11	T	9.0762	32.0319	25.7822	18.0033	11.2347	13.9289	110.0572			
	S	90.296	70.519	79.045	68.321	74.890	62.411	73.206			
12	T	9.1151	32.3540	27.0375	19.3852	10.9957	13.6591	112.5466			
	S	89.911	69.817	75.375	63.450	76.518	63.644	71.586			
13	T	9.4882	32.3262	26.4665	18.7729			233.4175	131.5082		101.9093
	S	86.375	69.877	77.001	65.520			34.517	5.786		70.531
14	T		33.2726	26.4465	18.2259	10.9072	14.0300	115.7208		115.7208	
	S		67.890	77.060	67.486	77.138	61.961	69.623		69.625	
15	T	9.0648	32.5049	26.1372	18.2339	10.9128	13.7864	110.6400			
	S	90.410	69.493	77.971	67.457	77.099	63.056	72.820			
16	T	8.9264	32.1569	26.2172	18.2633	10.9552	13.8605	110.3795			
	S	91.811	70.245	77.733	67.348	76.800	62.719	72.992			
17	T	8.9662	32.0035	25.8896	19.1067	10.9715	14.3825	111.3200			
	S	91.404	70.582	78.717	64.375	76.686	60.443	72.375			
18	T	8.9715	32.7037	26.2628	17.9274	10.6291	13.7322	110.2267			
	S	91.350	69.071	77.599	68.610	79.157	63.305	73.093			
19	T	8.9190	31.5058	25.2360	17.6018	10.8140	13.7509	107.8275			
	S	91.888	71.697	80.756	69.879	77.803	63.219	74.719			

Event: MX-5 MRLS Open Test
Track: Mazda Raceway Laguna Seca
Report: Section Data Report
Session: Test Session 1

2.238 mile(s)

Battery Tender Global MX-5 Cup
September 21, 2017



Section Data for Car 27 - Wolenski, Alex (R)

Lap	T/SF to I1	I1 to I2	I2 to I3	I3 to I4	I4 to I5	I5 to SF	Lap	PI to	SFP/PO to	SF to PI
20	T	8.7980	31.5790	25.3541	18.0673	10.8116	13.8903	108.5003		
	S	93.151	71.531	80.380	68.079	77.820	62.585	74.256		
21	T	9.0208	32.9743	27.5065	18.3518	10.9681	14.5576	113.3791		
	S	90.851	68.504	74.090	67.023	76.710	59.716	71.061		
22	T	9.0881	31.2355	25.1650			13.6833	107.5388		
	S	90.178	72.317	80.984			63.531	74.920		
23	T	8.8221	31.6211	25.1951	17.8160	10.8838	13.7748	108.1129		
	S	92.897	71.435	80.887	69.039	77.304	63.109	74.522		
24	T	8.7829	31.9365	25.9929	18.7061					99.1585
	S	93.311	70.730	78.404	65.754					72.487

Event: **MX-5 MRLS Open Test**
Track: **Mazda Raceway Laguna Seca**
Report: **Section Data Report**
Session: **Test Session 1**

2.238 mile(s)

Battery Tender Global MX-5 Cup
September 21, 2017



Section Data for Car 28 - Stout, Robert (R)

Lap	T/SF to I1	I1 to I2	I2 to I3	I3 to I4	I4 to I5	I5 to SF	Lap	PI to	SFP/PO to	SF to PI
1	T		38.2283	28.0776	18.9768	10.8441	13.6399	127.4073	47.8616	127.4073
	S		59.089	72.583	64.816	77.587	63.733	63.237	15.898	63.238
2	T	8.7296	31.8890	25.4584	16.7687	10.3777	13.1545	106.3779		
	S	93.881	70.835	80.050	73.351	81.074	66.085	75.738		
3	T	8.4070	30.3213	24.4380	16.7052	10.3428	13.2052	103.4195		
	S	97.484	74.498	83.393	73.630	81.348	65.832	77.904		
4	T	8.3423	30.1212	24.2015	16.6408	10.1440	13.0464	102.4962		
	S	98.240	74.992	84.208	73.915	82.942	66.633	78.606		
5	T	8.3186	30.0864	24.2166	16.5833	10.0945	13.1395	102.4389		
	S	98.520	75.079	84.155	74.171	83.349	66.161	78.650		
6	T	8.2318	30.1181	24.8640	16.3441	10.0707	13.1562	102.7849		
	S	99.558	75.000	81.964	75.257	83.546	66.077	78.385		
7	T	8.3625	30.0710	24.4353	16.6389			367.3105	276.3828	90.9277
	S	98.002	75.118	83.402	73.923			21.935	2.753	79.049
8	T		31.1071	24.5426	16.6947	9.9605	13.1605	110.3288		110.3288
	S		72.616	83.037	73.676	84.470	66.055	73.025		73.028
9	T	8.4266	30.0170	24.2723	16.4321	9.9660	13.0772	102.1912		
	S	97.257	75.253	83.962	74.853	84.423	66.476	78.840		
10	T	8.9065	30.1460	23.9265	16.3778	9.9724	13.3637	102.6929		
	S	92.017	74.931	85.176	75.102	84.369	65.051	78.455		
11	T	8.4270	30.0367	24.0766	16.9173	9.8588	13.1537	102.4701		
	S	97.252	75.203	84.645	72.707	85.341	66.089	78.626		
12	T	8.3781	32.2051	24.1053	16.4250	10.0686	13.0870	104.2691		
	S	97.820	70.140	84.544	74.886	83.563	66.426	77.269		
13	T	8.9382	30.0765	23.8993	16.5374			390.9471	298.7120	92.2351
	S	91.690	75.104	85.273	74.377			20.608	2.547	77.928
14	T		31.3328	24.5328	16.7717	10.0950	13.4570	110.7490		110.7490
	S		72.093	83.071	73.338	83.345	64.600	72.748		72.751
15	T	8.5216	30.3421	24.7445	16.7711	10.1584	13.1610	103.6987		
	S	96.173	74.447	82.360	73.340	82.824	66.053	77.694		
16	T	8.3788	30.7766	24.1460	16.3606	9.9093	13.1285	102.6998		
	S	97.812	73.395	84.401	75.181	84.906	66.216	78.450		
17	T	8.2950	30.2264	23.9689	16.4594	10.1056	13.1745	102.2298		
	S	98.800	74.731	85.025	74.729	83.257	65.985	78.811		
18	T	8.3292	29.9596	24.0686	16.5000	10.0249	13.0744	101.9567		
	S	98.394	75.397	84.673	74.545	83.927	66.490	79.022		
19	T	8.2158	30.0955	27.3909	16.7123			304.3298	210.2130	94.1168
	S	99.752	75.057	74.403	73.598			26.474	3.620	76.370

Event: **MX-5 MRLS Open Test**
 Track: **Mazda Raceway Laguna Seca**
 Report: **Section Data Report**
 Session: **Test Session 1**

2.238 mile(s)

Battery Tender Global MX-5 Cup
 September 21, 2017



Section Data for Car 29 - Gallagher, Patrick

Lap	T/SF to I1	I1 to I2	I2 to I3	I3 to I4	I4 to I5	I5 to SF	Lap	PI to	SFP/PO to	SF to PI
1	T		37.5239	27.5491	17.2468	10.4384	13.7093	123.8280	44.7940	123.8280
	S		60.198	73.975	71.318	80.603	63.411	65.064	16.987	65.066
2	T	9.0063	30.8569	24.7572	16.3784	10.1170	13.1298	104.2456		
	S	90.997	73.204	82.318	75.099	83.163	66.210	77.287		
3	T	8.3716	30.5191	24.0815	16.1547	10.0690	13.0285	102.2244		
	S	97.896	74.015	84.627	76.139	83.560	66.724	78.815		
4	T	8.2581	30.0638	24.0022	17.1048	10.1248	13.0357	102.5894		
	S	99.241	75.136	84.907	71.910	83.099	66.687	78.534		
5	T	8.1635	30.1945	23.9440	16.3953	9.9957	13.1291	101.8221		
	S	100.391	74.810	85.113	75.022	84.173	66.213	79.126		
6	T	8.2990	29.8336	24.2580	17.0784			476.0240	382.8341	93.1899
	S	98.752	75.715	84.012	72.021			16.925	1.988	77.130
7	T		30.3989	24.4187	16.4656	9.9827	13.1001	108.7956		108.7956
	S		74.307	83.459	74.701	84.282	66.360	74.054		74.057
8	T	8.2936	29.8822	24.0453	16.1253	9.8346	13.1295	101.3105		
	S	98.817	75.592	84.755	76.278	85.551	66.211	79.526		
9	T	8.3590	29.8030	23.7326	16.0784	9.9046	13.6603	101.5379		
	S	98.043	75.793	85.872	76.500	84.947	63.638	79.348		
10	T	8.6413	30.4305	25.0942	16.7652			325.3305	230.9365	94.3940
	S	94.841	74.230	81.212	73.366			24.765	3.295	76.146
11	T		30.1262	24.0275	16.2296	9.9842	13.0878	108.1264		108.1264
	S		74.980	84.818	75.787	84.270	66.422	74.513		74.515
12	T	8.2769	30.0286	23.9065	17.4329	10.1639	13.4574	103.2662		
	S	99.016	75.224	85.247	70.556	82.780	64.598	78.020		
13	T	8.4579	29.9497	23.8946	16.5683	10.0431	13.2285	102.1421		
	S	96.897	75.422	85.289	74.238	83.775	65.716	78.878		
14	T	8.4231	29.9698	25.3324	18.9349	10.7856	14.0307	107.4765		
	S	97.297	75.371	80.449	64.959	78.008	61.958	74.963		
15	T	8.5944	32.5982	26.0454	17.4047	10.8142	13.4709	108.9278		
	S	95.358	69.294	78.246	70.671	77.802	64.533	73.965		
16	T	9.0722	30.9746	23.9539	16.2746	10.1003	13.1879	103.5635		
	S	90.336	72.926	85.078	75.578	83.301	65.918	77.796		
17	T	8.2775	29.9498	24.2081	16.2552	9.9328	13.3873	102.0107		
	S	99.009	75.422	84.185	75.668	84.706	64.936	78.980		
18	T	8.3653	30.3564	24.5659	16.7998			185.4014	92.2379	93.1635
	S	97.970	74.411	82.959	73.215			43.456	8.249	77.152

Event: **MX-5 MRLS Open Test**
Track: **Mazda Raceway Laguna Seca**
Report: **Section Data Report**
Session: **Test Session 1**

2.238 mile(s)

Battery Tender Global MX-5 Cup
September 21, 2017



Section Data for Car 32 - Jensen, Keith

Lap	T/SF to I1	I1 to I2	I2 to I3	I3 to I4	I4 to I5	I5 to SF	Lap	SF to PI
1	T	10.3837	33.8520	26.3988	18.1228	11.5072	14.0568	114.3213
	S	78.926	66.728	77.199	67.870	73.116	61.843	70.475
2	T	8.8331	31.7673	25.4353	17.6728	11.2092	13.8575	108.7752
	S	92.781	71.107	80.123	69.598	75.060	62.733	74.068
3	T	8.6542	31.4600	25.2134	17.1824	10.3554	13.6669	106.5323
	S	94.699	71.801	80.828	71.585	81.249	63.608	75.628
4	T	8.4884	31.1276	25.1656	16.9619	10.2458	13.4980	105.4873
	S	96.549	72.568	80.982	72.515	82.118	64.403	76.377
5	T	8.5139	31.2622	25.9654	17.1715	10.3420	13.4724	106.7274
	S	96.260	72.255	78.487	71.630	81.354	64.526	75.490
6	T	8.5411	30.7431	24.5691	16.6630	10.3649	13.5063	104.3875
	S	95.953	73.475	82.948	73.816	81.174	64.364	77.182
7	T	8.4842	30.9837	24.7198	17.1699	10.2915	13.5081	105.1572
	S	96.597	72.905	82.442	71.637	81.753	64.355	76.617
8	T	8.5113	30.9215	24.6681	16.9631	10.4492	13.4832	104.9964
	S	96.289	73.052	82.615	72.510	80.519	64.474	76.734
9	T	8.5001	30.6119	24.3930	16.5511	10.2756	13.3899	103.7216
	S	96.416	73.790	83.547	74.315	81.880	64.923	77.677
10	T	8.4782	30.7925	31.5436	17.8879	10.4969	13.3504	112.5495
	S	96.665	73.358	64.608	68.762	80.154	65.116	71.585
11	T	8.3745	30.3930	26.2530	17.0931	10.3445	13.5926	106.0507
	S	97.862	74.322	77.627	71.959	81.334	63.955	75.971
12	T	8.4234	30.5815	24.4002	17.0409	10.5318	13.4254	104.4032
	S	97.294	73.864	83.522	72.179	79.888	64.752	77.170
13	T	8.4008	30.9821	24.6305	16.7710	10.7549	13.3822	104.9215
	S	97.556	72.909	82.741	73.341	78.231	64.961	76.789
14	T	8.4666	31.4934	24.6835	17.1960	10.4078	13.9315	106.1788
	S	96.797	71.725	82.563	71.528	80.840	62.399	75.880
15	T	8.5607	30.5087	24.5722	16.8243	10.4403	13.4584	104.3646
	S	95.733	74.040	82.937	73.109	80.588	64.593	77.199
16	T	8.4606	30.8088	24.5806	17.0669	10.4838	13.4749	104.8756
	S	96.866	73.319	82.909	72.069	80.254	64.514	76.822
17	T	8.3794	33.5785	25.0954	17.2341	10.3313	13.5200	108.1387
	S	97.805	67.271	81.208	71.370	81.438	64.299	74.504
18	T	8.3867	31.1390	24.7370	18.0415	11.2414	14.1973	107.7429
	S	97.720	72.541	82.385	68.176	74.845	61.231	74.778
19	T	10.3526	33.5774	24.7071	17.0115	10.4119	13.4099	109.4704
	S	79.163	67.273	82.485	72.304	80.808	64.827	73.598

Event: MX-5 MRLS Open Test
Track: Mazda Raceway Laguna Seca
Report: Section Data Report
Session: Test Session 1

2.238 mile(s)

Battery Tender Global MX-5 Cup
September 21, 2017



Section Data for Car 32 - Jensen, Keith

Lap	T/SF to I1	I1 to I2	I2 to I3	I3 to I4	I4 to I5	I5 to SF	Lap	SF to PI
20	T	8.4130	30.8920	24.4113	17.2170	10.6421	13.3853	104.9607
	S	97.414	73.121	83.484	71.441	79.060	64.946	76.760
21	T	8.3497	30.6117	24.2996	16.7620	10.4242	13.4588	103.9060
	S	98.153	73.791	83.868	73.380	80.713	64.591	77.539
22	T	8.3931	30.4522	24.4314	16.9588	10.1658	13.3461	103.7474
	S	97.645	74.177	83.415	72.529	82.764	65.136	77.658
23	T	8.3854	30.7040	24.2040			13.6062	104.6247
	S	97.735	73.569	84.199			63.891	77.007
24	T	8.3817	31.1110	24.5016	17.0323	10.8192	13.9683	105.8141
	S	97.778	72.607	83.176	72.216	77.766	62.235	76.141
25	T	8.5251	31.0422	24.4294	16.9407			94.0799
	S	96.133	72.768	83.422	72.606			76.400

Event: **MX-5 MRLS Open Test**
Track: **Mazda Raceway Laguna Seca**
Report: **Section Data Report**
Session: **Test Session 1**

2.238 mile(s)

Battery Tender Global MX-5 Cup
September 21, 2017



Section Data for Car 33 - Bachoura, Alex

Lap	T/SF to I1	I1 to I2	I2 to I3	I3 to I4	I4 to I5	I5 to SF	Lap	PI to	SFP/PO to	SF to PI
1	T		42.6764	32.6767	21.6736	15.8810	14.1613	146.6760	33.5347	146.6760
	S		52.930	62.367	56.751	52.979	61.387	54.929	22.690	54.931
2	T	8.5066	30.9083	24.6602	17.1961	10.2435	13.1640	104.6787		
	S	96.342	73.083	82.641	71.528	82.136	66.038	76.967		
3	T	8.2774	30.1950	24.4043	17.0071	10.6447	13.7628	104.2913		
	S	99.010	74.809	83.508	72.323	79.041	63.164	77.253		
4	T	8.7946	31.4181	24.9537	17.1491	10.2334	13.3384	105.8873		
	S	93.187	71.897	81.669	71.724	82.217	65.174	76.088		
5	T	8.3718	30.5091	24.4536	16.9240	10.3154	13.1772	103.7511		
	S	97.894	74.039	83.340	72.678	81.564	65.971	77.655		
6	T	8.3447	30.0360	24.8775	17.0170	10.3394	13.1831	103.7977		
	S	98.211	75.205	81.920	72.281	81.375	65.942	77.620		
7	T	8.3782	30.4942	24.4713	16.9411	10.3702	13.2832	103.9382		
	S	97.819	74.075	83.279	72.604	81.133	65.445	77.515		
8	T	8.3459	30.3706	24.2702	16.9871			171.6437	79.6279	92.0158
	S	98.197	74.377	83.969	72.408			46.939	9.556	78.114
9	T		31.0428	25.2079	16.8599	10.2156	13.2474	110.8984		110.8984
	S		72.766	80.846	72.954	82.361	65.622	72.650		72.652
10	T	8.3922	30.4061	24.4176	16.5183	10.3137	13.1805	103.2284		
	S	97.656	74.290	83.463	74.463	81.577	65.955	78.048		
11	T	8.3455	30.3360	24.7914	18.5047	10.2251	13.3093	105.5120		
	S	98.202	74.461	82.204	66.470	82.284	65.317	76.359		
12	T	8.4143	30.4268	25.6105	17.2792	10.0591	13.1144	104.9043		
	S	97.399	74.239	79.575	71.184	83.642	66.287	76.801		
13	T	8.2278	30.0426	24.0427	18.3383	10.4408	13.9481	123.0403		
	S	99.607	75.189	48.473	67.073	80.584	62.325	65.481		
14	T	8.6195	30.5955	24.8139	16.7194	10.1396	13.2958	104.1837		
	S	95.080	73.830	82.130	73.567	82.978	65.383	77.333		
15	T	8.3376	30.5658	24.5895	16.9121	10.4149	13.4976	104.3175		
	S	98.295	73.902	82.879	72.729	80.785	64.405	77.233		
16	T	8.4425	30.8446	24.6743	17.2192			183.3199	89.6581	93.6618
	S	97.074	73.234	82.594	71.432			43.949	8.487	76.741
17	T		31.1541	24.4561	16.7632	10.0269	13.4359	109.6353		109.6353
	S		72.506	83.331	73.375	83.911	64.701	73.487		73.490
18	T	8.3308	30.5094	24.5117	16.7319	16.2664	13.9783	110.3285		
	S	98.375	74.038	83.142	73.512	51.724	62.191	73.026		
19	T	8.5330	30.7431	24.6108	17.2588	10.1280	13.4405	104.7142		
	S	96.044	73.475	82.807	71.268	83.073	64.679	76.941		

Event: MX-5 MRLS Open Test
Track: Mazda Raceway Laguna Seca
Report: Section Data Report
Session: Test Session 1

2.238 mile(s)

Battery Tender Global MX-5 Cup
September 21, 2017



Section Data for Car 33 - Bachoura, Alex

Lap	T/SF to I1	I1 to I2	I2 to I3	I3 to I4	I4 to I5	I5 to SF	Lap	PI to	SFP/PO to	SF to PI
20	T	8.4091	30.7049	24.4463	16.9203	10.2582	13.3825	104.1213		
	S	97.459	73.567	83.365	72.694	82.019	64.959	77.379		
21	T	8.8914	30.8264	24.2928	16.9171	10.3352	13.2800	104.5429		
	S	92.173	73.277	83.891	72.707	81.408	65.461	77.067		
22	T	8.2544	30.2762	24.4605	17.0577	10.1608	13.5252	103.7348		
	S	99.286	74.609	83.316	72.108	82.805	64.274	77.667		
23	T	8.3204	30.4611	24.7547	16.9331			222.8288	130.5947	92.2341
	S	98.498	74.156	82.326	72.639			36.157	5.826	77.929

Event: **MX-5 MRLS Open Test**
 Track: **Mazda Raceway Laguna Seca**
 Report: **Section Data Report**
 Session: **Test Session 1**

2.238 mile(s)

Battery Tender Global MX-5 Cup
 September 21, 2017



Section Data for Car 4 - Ortiz, Bryan (R)

Lap	T/SF to I1	I1 to I2	I2 to I3	I3 to I4	I4 to I5	I5 to SF	Lap	PI to	SFP/PO to	SF to PI	
1	T		42.6149	26.7777	17.9593	10.8506	13.4866	129.2749	43.9680	129.2749	
	S		53.006	76.106	68.488	77.541	64.458	62.323	17.306	62.325	
2	T	8.5630	31.1339	24.7534	16.8556	10.3071	13.1867	104.7997			
	S	95.708	72.553	82.330	72.973	81.630	65.924	76.878			
3	T	8.4298	30.3720	24.3982	16.6327	10.0911	13.1407	103.0645			
	S	97.220	74.373	83.529	73.951	83.377	66.155	78.172			
4	T	8.3833	30.2357	24.3312	16.5735	10.1300	13.1164	102.7701			
	S	97.759	74.708	83.759	74.215	83.057	66.277	78.396			
5	T	8.3673	30.0437	24.0359	16.5003	10.0614	13.0384	102.0470			
	S	97.946	75.186	84.788	74.544	83.623	66.674	78.952			
6	T	8.3556	30.0291	24.1041	16.5460			348.6757	255.9430		92.7327
	S	98.083	75.222	84.548	74.338			23.107	2.973		77.510
7	T		31.3564	24.3794	16.7753	10.0172	13.0560	112.4466		112.4466	
	S		72.038	83.593	73.322	83.992	66.584	71.650		71.652	
8	T	8.4400	30.4685	24.2805	16.6840	10.1308	13.1320	103.1358			
	S	97.103	74.138	83.934	73.723	83.050	66.198	78.118			
9	T	8.4611	30.1299	24.2047	16.6983	10.0152	13.1715	102.6807			
	S	96.860	74.971	84.197	73.660	84.009	66.000	78.465			
10	T	8.4239	30.0008	24.0106	16.3986	9.9626	13.0694	101.8659			
	S	97.288	75.293	84.877	75.006	84.452	66.516	79.092			
11	T	8.3548	30.1478	23.9803	16.5373	10.0059	13.1495	102.1756			
	S	98.093	74.926	84.985	74.377	84.087	66.110	78.852			
12	T	8.3912	30.1203	23.9866	16.6833			296.8545	205.7718		91.0827
	S	97.667	74.995	84.962	73.726			27.141	3.698		78.914
13	T		31.7230	24.4615	16.9076	10.2207	13.1319	112.1430		112.1430	
	S		71.206	83.313	72.748	82.320	66.199	71.844		71.846	
14	T	8.4965	30.2167	23.9273	16.5409	9.9912	13.0677	102.2403			
	S	96.457	74.755	85.173	74.361	84.210	66.524	78.803			
15	T	8.4294	31.2433	24.5474	16.8982	10.1262	13.1660	104.4105			
	S	97.225	72.299	83.021	72.789	83.088	66.028	77.165			
16	T	8.6419	30.2342	24.3281	16.5359	9.9893	13.3018	103.0312			
	S	94.834	74.712	83.770	74.384	84.226	65.353	78.198			
17	T	8.3963	32.2792	25.8342	19.6593			209.0098	108.5526		100.4572
	S	97.608	69.979	78.886	62.566			38.547	7.010		71.550

Event: MX-5 MRLS Open Test
Track: Mazda Raceway Laguna Seca
Report: Section Data Report
Session: Test Session 1

2.238 mile(s)

Battery Tender Global MX-5 Cup
September 21, 2017



Section Data for Car 41 - McGee, Glenn

Lap	T/SF to I1	I1 to I2	I2 to I3	I3 to I4	I4 to I5	I5 to SF	Lap	PI to	SFP/PO to	SF to PI
1	T		34.0198	25.9012	17.2989	10.6048	13.6066	117.5343	35.8605	117.5343
	S		66.398	78.682	71.103	79.338	63.889	68.549	21.219	68.551
2	T	8.6437	30.9035	25.0871	17.4511	10.6665	13.3107	106.0626		
	S	94.814	73.094	81.235	70.483	78.879	65.310	75.963		
3	T	8.4746	30.5898	24.6344	16.5065			218.6038	124.2472	94.3566
	S	96.706	73.844	82.728	74.516			36.856	6.124	76.176
4	T		35.0656	26.3517	17.0004	10.3531	13.2500	118.3865		118.3865
	S		64.418	77.337	72.351	81.267	65.609	68.055		68.057
5	T	8.4444	30.5962	24.2542	16.5019	10.2366	13.1055	103.1388		
	S	97.052	73.828	84.025	74.537	82.192	66.332	78.116		
6	T	8.2661	30.5272	25.3501	16.5151	10.0817	13.2691	104.0093		
	S	99.145	73.995	80.392	74.477	83.455	65.514	77.462		
7	T	8.3926	30.0046	24.3411	16.4328	10.0749	13.6486	102.8946		
	S	97.651	75.284	83.725	74.850	83.511	63.693	78.301		
8	T	8.4767	30.0153	23.9017	16.3717	10.2170	13.3264	102.3088		
	S	96.682	75.257	85.264	75.130	82.349	65.233	78.750		
9	T	8.3778	29.9927	23.9596	16.3162	10.2316	13.5504	102.4283		
	S	97.823	75.314	85.058	75.385	82.232	64.154	78.658		
10	T	8.5354	30.5295	26.1667	19.3457	10.1356	13.5967	108.3096		
	S	96.017	73.990	77.884	63.580	83.011	63.936	74.387		
11	T	8.3599	29.9587	23.8696	16.3713	10.0941	13.0392	101.6928		
	S	98.033	75.399	85.379	75.131	83.352	66.670	79.227		
12	T	8.7240	30.6532	24.0892	16.3569	10.0255	13.1787	103.0275		
	S	93.941	73.691	84.600	75.198	83.922	65.964	78.200		
13	T	8.3082	29.9908	23.7223	16.6734	10.0541	13.3190	102.0678		
	S	98.643	75.319	85.909	73.770	83.684	65.269	78.936		
14	T	8.4522	29.9295	24.5498	18.3662	10.2217	13.2938	104.8132		
	S	96.962	75.473	83.013	66.971	82.312	65.393	76.868		
15	T	8.3772	29.9636	24.4082	18.5384	14.2486	13.1726	108.7086		
	S	97.830	75.387	83.495	66.349	59.049	65.994	74.114		
16	T	8.1994	30.0836	24.0321	16.6841	10.1390	13.2429	102.3811		
	S	99.952	75.086	84.801	73.723	82.983	65.644	78.694		
17	T	8.2817	29.9432	23.9561	16.2597	10.0139	13.4913	101.9459		
	S	98.959	75.438	85.070	75.647	84.020	64.435	79.030		
18	T	8.3304	30.0959	23.9135	16.6584	10.1453	13.4344	102.5779		
	S	98.380	75.056	85.222	73.837	82.931	64.708	78.543		
19	T	8.3531	30.0349	24.1133	16.6152	10.0963	13.0649	102.2777		
	S	98.113	75.208	84.516	74.029	83.334	66.538	78.774		

Event: MX-5 MRLS Open Test
Track: Mazda Raceway Laguna Seca
Report: Section Data Report
Session: Test Session 1

2.238 mile(s)

Battery Tender Global MX-5 Cup
September 21, 2017



Section Data for Car 41 - McGee, Glenn

Lap	T/SF to I1	I1 to I2	I2 to I3	I3 to I4	I4 to I5	I5 to SF	Lap	PI to	SFP/PO to	SF to PI
20	T	8.2656	29.9772	24.0483	18.2334	10.7025	13.3437	104.5707		
	S	99.151	75.353	84.744	67.459	78.614	65.148	77.046		
21	T	8.3426	31.2180	24.5790	17.9760				39.6205	98.8194
	S	98.236	72.358	82.914	68.425				19.205	72.736

Event: **MX-5 MRLS Open Test**
Track: **Mazda Raceway Laguna Seca**
Report: **Section Data Report**
Session: **Test Session 1**

2.238 mile(s)

Battery Tender Global MX-5 Cup
September 21, 2017



Section Data for Car 47 - Month, Zach (R)

Lap	T/SF to I1	I1 to I2	I2 to I3	I3 to I4	I4 to I5	I5 to SF	Lap	SF to PI
1	T	9.8449	33.2514	27.0132	18.7143	11.0876	13.7971	113.7085
	S	83.246	67.933	75.443	65.725	75.883	63.007	70.855
2	T	9.0528	32.4811	26.3136	18.4516	10.9767	13.7005	110.9763
	S	90.529	69.544	77.449	66.661	76.650	63.452	72.599
3	T	8.8915	31.4928	25.9938	17.9124	10.4373	13.6775	108.4053
	S	92.172	71.726	78.402	68.668	80.611	63.558	74.321
4	T	8.9199	30.8605	25.4641	17.4664	10.4906	13.5537	106.7552
	S	91.878	73.196	80.032	70.421	80.202	64.139	75.470
5	T	8.7823	30.5296	25.1210	17.4102	10.4677	14.1212	106.4320
	S	93.318	73.989	81.126	70.648	80.377	61.561	75.699
6	T	8.8367	31.2295	27.2182	18.0452	10.6715	13.6544	109.6555
	S	92.743	72.331	74.875	68.162	78.842	63.666	73.474
7	T	8.7224	30.3410	25.2164	17.3515	10.7690	13.4997	105.9000
	S	93.959	74.449	80.819	70.887	78.128	64.395	76.079
8	T	8.6205	31.0198	25.4919	17.3873	10.3851	13.2970	106.2016
	S	95.069	72.820	79.945	70.741	81.016	65.377	75.863
9	T	8.5131	30.6639	24.8106	16.9207	10.4406	13.3155	104.6644
	S	96.269	73.665	82.140	72.692	80.586	65.286	76.977
10	T	8.5052	30.5292	24.7902	17.1706	10.4114	13.3235	104.7301
	S	96.358	73.990	82.208	71.634	80.812	65.247	76.929
11	T	8.4899	30.6120	24.6435	16.9494	10.3357	13.2565	104.2870
	S	96.532	73.790	82.697	72.569	81.404	65.577	77.256
12	T	8.4001	30.1738	24.6305	17.0116	10.2715	13.3677	103.8552
	S	97.564	74.862	82.741	72.304	81.912	65.031	77.577
13	T	8.4781	30.3237	24.5497	17.1413	10.1593	13.4744	104.1265
	S	96.666	74.492	83.013	71.757	82.817	64.516	77.375
14	T	8.5797	30.3427	24.6592	17.2354	10.3937	13.3977	104.6084
	S	95.521	74.445	82.645	71.365	80.949	64.886	77.019
15	T	8.5410	30.5608	24.6928	16.9432	10.2681	13.5282	104.5341
	S	95.954	73.914	82.532	72.595	81.940	64.260	77.073
16	T	8.5361	30.2638	24.6511	16.9528	10.2451	13.4897	104.1386
	S	96.009	74.639	82.672	72.554	82.124	64.443	77.366
17	T	8.4603	30.3695	24.4537	16.9806	10.2393	13.4710	103.9744
	S	96.870	74.379	83.339	72.436	82.170	64.533	77.488
18	T	8.6112	30.7900	24.6050	16.8835	10.2597	13.3965	104.5459
	S	95.172	73.364	82.827	72.852	82.007	64.891	77.065
19	T	8.5996	30.7206	24.5727	16.8387	10.3152	13.5395	104.5863
	S	95.300	73.529	82.936	73.046	81.565	64.206	77.035

Event: MX-5 MRLS Open Test
Track: Mazda Raceway Laguna Seca
Report: Section Data Report
Session: Test Session 1

2.238 mile(s)

Battery Tender Global MX-5 Cup
September 21, 2017



Section Data for Car 47 - Month, Zach (R)

Lap	T/SF to I1	I1 to I2	I2 to I3	I3 to I4	I4 to I5	I5 to SF	Lap	SF to PI
20	T	8.7736	30.6415	24.7898	16.9303	10.1985	13.4923	104.8260
	S	93.410	73.719	82.209	72.651	82.499	64.431	76.859
21	T	8.4935	30.5823	24.5952	16.8543	10.2824	13.4470	104.2547
	S	96.491	73.862	82.860	72.978	81.826	64.648	77.280
22	T	8.5034	30.4046	28.4196	18.1956	10.8370	13.4697	109.8299
	S	96.379	74.293	71.709	67.599	77.638	64.539	73.357
23	T	8.5223	30.3476	24.7070			13.4295	104.4060
	S	96.165	74.433	82.485			64.732	77.168
24	T	8.5063	30.7030	24.6553	16.8613	10.2806	13.3934	104.3999
	S	96.346	73.571	82.658	72.948	81.840	64.906	77.172
25	T	8.5767	30.6070	24.7916	17.4812			95.7208
	S	95.555	73.802	82.203	70.361			75.091

Event: **MX-5 MRLS Open Test**
 Track: **Mazda Raceway Laguna Seca**
 Report: **Section Data Report**
 Session: **Test Session 1**

2.238 mile(s)

Battery Tender Global MX-5 Cup
 September 21, 2017



Section Data for Car 48 - Lee, Zach

Lap	T/SF to I1	I1 to I2	I2 to I3	I3 to I4	I4 to I5	I5 to SF	Lap	PI to	SFP/PO to	SF to PI
1	T		34.7115	26.4962	17.9820	10.7241	13.9780	118.6460	27.2738	118.6460
	S		65.075	76.915	68.402	78.455	62.192	67.906	27.899	67.908
2	T	8.8901	31.0999	25.7330	17.2470	10.5075	13.1994	106.6769		
	S	92.186	72.633	79.196	71.317	80.073	65.860	75.525		
3	T	8.4500	30.7456	24.7085	16.9383	10.1701	13.0018	104.0143		
	S	96.988	73.469	82.480	72.616	82.729	66.861	77.459		
4	T	8.2170	30.3706	24.1895	16.6358	10.3468	13.0594	102.8191		
	S	99.738	74.377	84.250	73.937	81.316	66.566	78.359		
5	T	8.2887	31.5779	24.3263	16.8876	9.9994	13.0205	104.1004		
	S	98.875	71.533	83.776	72.835	84.141	66.765	77.395		
6	T	8.2986	30.2597	25.6575	16.5355	10.0543	13.0916	103.8972		
	S	98.757	74.649	79.429	74.385	83.682	66.403	77.546		
7	T	8.3029	30.6124	24.5157	16.5845	10.0836	13.5731	103.6722		
	S	98.706	73.789	83.129	74.166	83.439	64.047	77.714		
8	T	8.4046	30.4642	24.1203	16.5969	10.2698	13.3584	103.2142		
	S	97.512	74.148	84.491	74.110	81.926	65.077	78.059		
9	T	8.3494	31.7561	24.4504	17.2309			363.1089	267.9375	95.1714
	S	98.156	71.132	83.351	71.383			22.188	2.840	75.524
10	T		30.3319	24.0522	16.6147	10.3899	13.2079	108.1126		108.1126
	S		74.472	84.730	74.031	80.979	65.818	74.522		74.525
11	T	8.3179	30.3459	24.3997	16.4923	9.9727	13.3304	102.8589		
	S	98.528	74.437	83.524	74.580	84.367	65.213	78.329		
12	T	8.4432	30.5278	25.1292	16.7692	10.1612	13.0880	104.1186		
	S	97.066	73.994	81.099	73.349	82.802	66.421	77.381		
13	T	8.3346	30.4688	24.2627	16.5065			346.6358	254.7264	91.9094
	S	98.331	74.137	83.995	74.516			23.243	2.987	78.204
14	T		36.2227	24.1136	16.8064	10.0039	13.2559	113.8853		113.8853
	S		62.360	84.515	73.186	84.104	65.580	70.745		70.747
15	T	8.3202	32.2719	24.6765	16.8554	10.0601	13.1266	105.3107		
	S	98.501	69.995	82.587	72.974	83.634	66.226	76.505		
16	T	8.2640	30.7715	24.4216	16.8147	10.2769	13.2396	103.7883		
	S	99.171	73.408	83.449	73.150	81.869	65.660	77.627		
17	T	8.2651	30.5456	24.4037	18.2434	10.5773	13.9749	106.0100		
	S	99.157	73.951	83.510	67.422	79.544	62.206	76.000		
18	T	8.4297	30.5001	23.9959			13.1897	102.9349		
	S	97.221	74.061	84.929			65.909	78.271		
19	T	8.3054	30.3399	24.0216	16.6431	10.0472	13.0815	102.4387		
	S	98.676	74.452	84.838	73.905	83.741	66.454	78.650		

Event: MX-5 MRLS Open Test
Track: Mazda Raceway Laguna Seca
Report: Section Data Report
Session: Test Session 1

2.238 mile(s)

Battery Tender Global MX-5 Cup
September 21, 2017



Section Data for Car 48 - Lee, Zach

Lap	T/SF to I1	I1 to I2	I2 to I3	I3 to I4	I4 to I5	I5 to SF	Lap	PI to	SFP/PO to	SF to PI
20	T	8.3352	30.8007	24.1664	16.8181					93.3541
	S	98.323	73.338	84.330	73.135					76.994

Event: **MX-5 MRLS Open Test**
Track: **Mazda Raceway Laguna Seca**
Report: **Section Data Report**
Session: **Test Session 1**

2.238 mile(s)

Battery Tender Global MX-5 Cup
September 21, 2017



Section Data for Car 5 - Drennan, Mark

Lap	T/SF to I1	I1 to I2	I2 to I3	I3 to I4	I4 to I5	I5 to SF	Lap	PI to	SFP/PO to	SF to PI	
1	T		43.2540	26.7899	17.6187	10.8670	13.5420	128.2930	55.0298	128.2930	
	S		52.223	76.072	69.812	77.424	64.194	62.800	13.827	62.802	
2	T	8.5081	31.3154	25.0516	17.2105	11.0254	13.3212	106.4322			
	S	96.325	72.133	81.350	71.468	76.311	65.258	75.699			
3	T	8.2953	30.8170	24.3160	16.5428	10.4226	13.1275	103.5212			
	S	98.796	73.299	83.811	74.353	80.725	66.221	77.828			
4	T	8.3865	30.4766	24.3940	16.5452	10.3886	13.0732	103.2641			
	S	97.722	74.118	83.543	74.342	80.989	66.496	78.021			
5	T	8.3437	30.7379	24.7626	16.4406	10.5687	13.1821	104.0356			
	S	98.223	73.488	82.300	74.815	79.609	65.947	77.443			
6	T	8.2345	30.1253	24.2098	16.8073			193.2655	99.4389		93.8266
	S	99.526	74.982	84.179	73.182			41.688	7.652		76.606
7	T		30.2515	24.5447	16.5887	10.2028	13.0850	107.2331		107.2331	
	S		74.669	83.030	74.147	82.464	66.436	75.134		75.136	
8	T	8.3167	30.3219	24.5327	16.7674	10.9140	13.3165	104.1692			
	S	98.542	74.496	83.071	73.357	77.090	65.281	77.343			
9	T	8.3286	30.7939	24.5409	16.6138			268.7128	175.9187		92.7941
	S	98.401	73.354	83.043	74.035			29.983	4.325		77.459
10	T		30.1671	24.1209	16.5784	10.2472	13.0917	108.4941		108.4941	
	S		74.878	84.489	74.193	82.107	66.402	74.260		74.263	
11	T	8.3445	30.1741	24.1166	16.3784	10.2574	13.1210	102.3920			
	S	98.214	74.861	84.504	75.099	82.025	66.254	78.686			
12	T	8.2925	30.2675	24.0012	16.3360	10.2275	13.1113	102.2360			
	S	98.830	74.630	84.911	75.294	82.265	66.303	78.806			
13	T	8.3771	30.4088	23.9854	16.4844			173.0876	82.0778		91.0098
	S	97.832	74.283	84.966	74.616			46.548	9.271		78.978
14	T		30.2599	24.3418	16.5268	10.1832	13.0895	108.6686		108.6686	
	S		74.649	83.722	74.425	82.623	66.413	74.141		74.143	
15	T	8.3413	30.2360	24.0614	16.4919	10.1306	13.1316	102.3928			
	S	98.252	74.708	84.698	74.582	83.052	66.200	78.685			
16	T	8.3074	30.2178	24.4740	17.1800			217.5014	126.0091		91.4923
	S	98.652	74.753	83.270	71.595			37.043	6.039		78.561
17	T		33.1209	25.6714	16.7106	10.1511	13.1050	113.6841		113.6841	
	S		68.201	79.386	73.606	82.884	66.335	70.870		70.872	
18	T	8.3764	30.1030	24.0179	16.2829	10.0152	13.0977	101.8931			
	S	97.840	75.038	84.851	75.539	84.009	66.372	79.071			
19	T	8.3285	30.6414	23.9252	16.4447	9.9855	12.9781	102.3034			
	S	98.403	73.719	85.180	74.796	84.259	66.983	78.754			

Event: MX-5 MRLS Open Test
Track: Mazda Raceway Laguna Seca
Report: Section Data Report
Session: Test Session 1

2.238 mile(s)

Battery Tender Global MX-5 Cup
September 21, 2017



Section Data for Car 5 - Drennan, Mark

Lap	T/SF to I1	I1 to I2	I2 to I3	I3 to I4	I4 to I5	I5 to SF	Lap	PI to	SFP/PO to	SF to PI	
20	T	8.3075	29.8567	23.7030	16.3193	10.0752	12.9826	101.2443			
	S	98.651	75.657	85.979	75.371	83.508	66.960	79.578			
21	T	8.2947	29.7540	24.0708	16.3394	10.0389	13.0011	101.4989			
	S	98.804	75.918	84.665	75.278	83.810	66.865	79.378			
22	T	8.3437	29.9447	23.9129	17.2678			160.8043	68.4222		92.3821
	S	98.223	75.435	85.224	71.231			50.103	11.121		77.804

Event: **MX-5 MRLS Open Test**
Track: **Mazda Raceway Laguna Seca**
Report: **Section Data Report**
Session: **Test Session 1**

2.238 mile(s)

Battery Tender Global MX-5 Cup
September 21, 2017



Section Data for Car 51 - Cresci, Matt (R)

Lap	T/SF to I1	I1 to I2	I2 to I3	I3 to I4	I4 to I5	I5 to SF	Lap	PI to	SFP/PO to	SF to PI	
1	T		43.9393	32.6257	21.8726	15.7581	13.9932	148.2411	33.7219	148.2411	
	S		51.409	62.465	56.235	53.392	62.124	54.349	22.564	54.351	
2	T	8.4630	31.1020	24.9778	16.8102	10.3329	13.2797	104.9656			
	S	96.839	72.628	81.591	73.170	81.426	65.462	76.757			
3	T	8.3269	30.2245	24.3809	17.1436	10.7261	13.2782	104.0802			
	S	98.421	74.736	83.588	71.747	78.441	65.470	77.410			
4	T	8.3903	30.0737	24.2567	16.5634	10.1976	13.2020	102.6837			
	S	97.678	75.111	84.016	74.260	82.506	65.847	78.462			
5	T	8.3381	30.1149	24.2349	16.4729	10.2412	13.4471	102.8491			
	S	98.289	75.008	84.092	74.668	82.155	64.647	78.336			
6	T	8.2889	30.1378	24.0239	16.3129	10.2285	13.3424	102.3344			
	S	98.873	74.951	84.830	75.400	82.257	65.155	78.730			
7	T	8.3913	30.0777	24.0539	16.4217	10.2015	13.2729	102.4190			
	S	97.666	75.101	84.724	74.901	82.475	65.496	78.665			
8	T	8.3530	29.9665	24.0365	16.2772	10.0235	13.1350	101.7917			
	S	98.114	75.380	84.786	75.566	83.939	66.183	79.150			
9	T	8.3071	30.0454	23.8697	16.2461	9.9966	13.1609	101.6258			
	S	98.656	75.182	85.378	75.710	84.165	66.053	79.279			
10	T	8.7971	30.4209	23.8917	16.5762			178.7948	87.2085		91.5863
	S	93.161	74.254	85.300	74.203			45.062	8.725		78.480
11	T		34.0921	26.1313	18.7772	10.3191	13.2204	117.1484		117.1484	
	S		66.258	77.989	65.505	81.535	65.756	68.774		68.776	
12	T	8.4738	30.6428	25.5880	16.9080	10.3203	13.1270	105.0599			
	S	96.715	73.716	79.645	72.747	81.525	66.224	76.688			
13	T	8.2007	30.1248	24.1535	17.8037	10.6488	13.2225	104.1540			
	S	99.936	74.984	84.375	69.087	79.010	65.745	77.355			
14	T	8.2496	30.0724	24.0463	16.3575	10.0584	13.1188	101.9030			
	S	99.344	75.114	84.751	75.195	83.648	66.265	79.063			
15	T	8.3245	30.0013	23.7497	16.2568	10.0415	13.2416	101.6154			
	S	98.450	75.292	85.810	75.661	83.789	65.651	79.287			
16	T	8.3423	30.1084	23.9469	16.1885	10.0362	13.1516	101.7739			
	S	98.240	75.024	85.103	75.980	83.833	66.100	79.164			
17	T	8.3161	30.0293	23.9191	16.1893	10.0988	13.2393	101.7919			
	S	98.549	75.222	85.202	75.976	83.313	65.662	79.150			
18	T	8.3317	31.6457	25.9659	19.4406	12.5835	13.1937	111.1611			
	S	98.365	71.380	78.486	63.270	66.862	65.889	72.479			
19	T	8.3173	30.1077	23.8590	16.1903	10.0938	13.2214	101.7895			
	S	98.535	75.026	85.417	75.971	83.354	65.751	79.152			

Event: **MX-5 MRLS Open Test**
 Track: **Mazda Raceway Laguna Seca**
 Report: **Section Data Report**
 Session: **Test Session 1**

2.238 mile(s)

Battery Tender Global MX-5 Cup
 September 21, 2017



Section Data for Car 51 - Cresci, Matt (R)

Lap	T/SF to I1	I1 to I2	I2 to I3	I3 to I4	I4 to I5	I5 to SF	Lap	PI to	SFP/PO to	SF to PI	
20	T	8.3275	30.0866	24.0396	16.2834	10.0757	13.1698	101.9826			
	S	98.414	75.079	84.775	75.537	83.504	66.008	79.002			
21	T	8.2875	30.1896	24.2687	17.7155	11.0635	13.3871	104.9119			
	S	98.889	74.823	83.975	69.431	76.049	64.937	76.796			
22	T	8.3037	32.5839	27.4282	20.7234	12.5211	13.2200	114.7803			
	S	98.696	69.325	74.301	59.353	67.196	65.758	70.193			
23	T	8.2985	30.2426	23.9932	16.4038	10.1475	13.1699	102.2555			
	S	98.758	74.691	84.939	74.983	82.913	66.008	78.791			
24	T	8.2889	30.1938	24.0984	16.2063	10.0219	14.1366	102.9459			
	S	98.873	74.812	84.568	75.896	83.953	61.494	78.262			
25	T	9.5270	32.9147	25.5330	17.4632			130.5962	30.8356		99.7606
	S	86.023	68.628	79.816	70.434			61.692	24.676		72.050

Event: **MX-5 MRLS Open Test**
 Track: **Mazda Raceway Laguna Seca**
 Report: **Section Data Report**
 Session: **Test Session 1**

2.238 mile(s)

Battery Tender Global MX-5 Cup
 September 21, 2017



Section Data for Car 72 - Straus, Ari

Lap	T/SF to I1	I1 to I2	I2 to I3	I3 to I4	I4 to I5	I5 to SF	Lap	PI to	SFP/PO to	SF to PI
1	T		38.9742	29.5742	21.4410	12.8835	14.1347	134.2927	45.8797	134.2927
	S		57.958	68.910	57.367	65.306	61.502	59.994	16.585	59.996
2	T	10.2642	34.0633	29.0651	20.0098	12.0493	13.8458	119.2975		
	S	79.845	66.314	70.117	61.470	69.827	62.786	67.535		
3	T	9.3628	33.9685	28.4475	19.3124	12.1365	15.0318	118.2595		
	S	87.532	66.499	71.639	63.690	69.325	57.832	68.128		
4	T	10.2271	34.3545	27.3952	19.7226	11.8179	14.5235	118.0408		
	S	80.135	65.752	74.391	62.365	71.194	59.856	68.254		
5	T	8.9835	32.9687	26.9006	18.7857	11.4298	14.2213	113.2896		
	S	91.228	68.515	75.759	65.475	73.611	61.128	71.117		
6	T	9.2869	33.7407	27.4466	19.3036	11.6719	15.1395	116.5892		
	S	88.247	66.948	74.252	63.719	72.085	57.421	69.104		
7	T	10.8824	32.0536	25.9213	18.6946	11.3750	13.6109	112.5378		
	S	75.309	70.471	78.621	65.794	73.966	63.869	71.592		
8	T	8.5166	31.5334	25.8914	17.9857	11.0440	14.1207	109.0918		
	S	96.229	71.634	78.712	68.388	76.183	61.563	73.853		
9	T	8.4576	31.3871	25.9806	18.0652			232.8987	135.7108	97.1879
	S	96.900	71.968	78.441	68.087			34.594	5.607	73.957
10	T		32.4550	26.0415	18.2222	10.9891	13.6751	114.9556		114.9556
	S		69.600	78.258	67.500	76.563	63.569	70.086		70.088
11	T	8.7705	32.0222	25.6543	17.9304	10.7217	13.5985	108.6976		
	S	93.443	70.541	79.439	68.599	78.473	63.928	74.121		
12	T	8.5223	31.8233	27.0386	17.9624	11.6923	13.7941	110.8330		
	S	96.165	70.981	75.372	68.476	71.959	63.021	72.693		
13	T	8.6521	31.1965	25.2707	17.6211	10.7640	13.5668	107.0712		
	S	94.722	72.408	80.645	69.803	78.165	64.077	75.247		
14	T	8.5362	31.3258	25.8604	17.5520	10.8281	13.5019	107.6044		
	S	96.008	72.109	78.806	70.077	77.702	64.385	74.874		
15	T	8.6498	31.3530	25.3183	17.6592	10.7974	13.7524	107.5301		
	S	94.747	72.046	80.493	69.652	77.923	63.212	74.926		
16	T	8.5347	30.9677	25.3878	17.3840	10.7974	13.5478	106.6194		
	S	96.025	72.943	80.273	70.755	77.923	64.167	75.566		
17	T	8.7432	31.1543	25.4679	17.3665	10.8580	13.6547	107.2446		
	S	93.735	72.506	80.021	70.826	77.488	63.664	75.125		
18	T	8.6881	31.1297	25.2553	17.2015	10.8021	13.5039	106.5806		
	S	94.330	72.563	80.694	71.505	77.889	64.375	75.593		
19	T	8.6186	31.2273	25.3211	17.3675	10.9575	13.4902	106.9822		
	S	95.090	72.336	80.484	70.822	76.784	64.441	75.310		

Event: MX-5 MRLS Open Test
Track: Mazda Raceway Laguna Seca
Report: Section Data Report
Session: Test Session 1

2.238 mile(s)

Battery Tender Global MX-5 Cup
September 21, 2017



Section Data for Car 72 - Straus, Ari

Lap	T/SF to I1	I1 to I2	I2 to I3	I3 to I4	I4 to I5	I5 to SF	Lap	PI to	SFP/PO to	SF to PI
20	T	8.5947	31.1585	25.4487	17.4178	10.9589	13.6391	107.2177		
	S	95.355	72.496	80.081	70.617	76.774	63.737	75.144		
21	T	8.6635	31.0304	25.1345	17.3768	10.7205	13.5555	106.4812		
	S	94.598	72.795	81.082	70.784	78.482	64.130	75.664		
22	T	8.6680	31.1308	25.5042	17.3787	10.6389	13.4028	106.7234		
	S	94.548	72.560	79.907	70.776	79.084	64.861	75.492		
23	T	8.5413	31.0826	25.1322	17.3614	10.7095	13.6176	106.4446		
	S	95.951	72.673	81.089	70.847	78.562	63.838	75.690		
24	T	8.6028	31.2797	25.3454	17.5140					97.7551
	S	95.265	72.215	80.407	70.230					73.528

Event: **MX-5 MRLS Open Test**
Track: **Mazda Raceway Laguna Seca**
Report: **Section Data Report**
Session: **Test Session 1**

2.238 mile(s)

Battery Tender Global MX-5 Cup
September 21, 2017



Section Data for Car 77 - Oxner, Luke (R)

Lap	T/SF to I1	I1 to I2	I2 to I3	I3 to I4	I4 to I5	I5 to SF	Lap	PI to	SFP/PO to	SF to PI	
1	T		34.4674	26.9735	19.1604	11.9002	14.7605	123.2203	29.5105	123.2203	
	S		65.536	75.554	64.195	70.702	58.895	65.385	25.784	65.387	
2	T	9.3422	33.6339	25.8959	17.5415	10.3359	13.4808	110.2302			
	S	87.725	67.160	78.698	70.119	81.402	64.486	73.091			
3	T	8.5512	30.7640	24.7225	17.0014	10.4217	13.8513	105.3121			
	S	95.840	73.426	82.433	72.347	80.732	62.761	76.504			
4	T	8.8192	30.3387	24.5609	16.9057	10.1476	13.3284	104.1005			
	S	92.927	74.455	82.976	72.757	82.913	65.223	77.394			
5	T	8.5227	30.4018	24.3977	16.7424			234.4511	142.2374		92.2137
	S	96.160	74.300	83.531	73.466			34.365	5.350		77.946
6	T		31.0211	25.0399	17.1918	10.2641	13.2696	111.1231		111.1231	
	S		72.817	81.388	71.546	81.971	65.512	72.503		72.506	
7	T	8.3294	30.2959	24.3054	17.1934	10.4844	13.1614	103.7699			
	S	98.392	74.560	83.848	71.539	80.249	66.051	77.641			
8	T	8.3815	29.9640	24.3652	16.9702	10.0924	13.1645	102.9378			
	S	97.780	75.386	83.642	72.480	83.366	66.035	78.269			
9	T	8.2430	30.1456	24.6376	16.5717	10.0675	13.2740	102.9394			
	S	99.423	74.932	82.717	74.223	83.572	65.490	78.267			
10	T	8.3673	30.5801	24.2582	16.4985	10.0804	13.1386	102.9231			
	S	97.946	73.867	84.011	74.552	83.465	66.165	78.280			
11	T	8.2869	30.1837	24.0724	16.3329	10.0225	13.1146	102.0130			
	S	98.897	74.837	84.659	75.308	83.947	66.286	78.978			
12	T	8.2814	29.9127	23.9488	16.5687	9.9707	13.1897	101.8720			
	S	98.962	75.515	85.096	74.236	84.384	65.909	79.087			
13	T	8.3259	29.9273	23.9781	16.3079	10.0574	13.0882	101.6848			
	S	98.433	75.478	84.992	75.424	83.656	66.420	79.233			
14	T	8.3820	32.8211	25.8542	17.1477			205.6141	109.9897		95.6244
	S	97.774	68.824	78.825	71.730			39.184	6.918		75.166
15	T		30.5990	24.8830	16.7595	10.0526	13.3176	109.5889		109.5889	
	S		73.821	81.901	73.391	83.696	65.276	73.518		73.521	
16	T	8.4298	31.5666	24.3944	16.8325	10.1342	13.1537	104.5112			
	S	97.220	71.559	83.542	73.073	83.022	66.089	77.090			
17	T	8.3431	30.1618	24.0694	16.7457			191.3898	100.6913		90.6985
	S	98.230	74.892	84.670	73.452			42.096	7.557		79.249
18	T		30.2239	24.3267	16.7079	9.9907	13.2397	107.8045		107.8045	
	S		74.738	83.774	73.618	84.215	65.660	74.735		74.738	
19	T	8.3598	30.0664	24.1231	16.4219	10.2000	13.0897	102.2609			
	S	98.034	75.129	84.481	74.900	82.487	66.412	78.787			

Event: MX-5 MRLS Open Test
Track: Mazda Raceway Laguna Seca
Report: Section Data Report
Session: Test Session 1

2.238 mile(s)

Battery Tender Global MX-5 Cup
September 21, 2017



Section Data for Car 77 - Oxner, Luke (R)

Lap	T/SF to I1	I1 to I2	I2 to I3	I3 to I4	I4 to I5	I5 to SF	Lap	PI to	SFP/PO to	SF to PI
20	T	8.3184	30.2023	26.1519	17.7983		133.3972	37.1489		96.2483
	S	98.522	74.791	77.928	69.108		60.397	20.483		74.679

Event: **MX-5 MRLS Open Test**
Track: **Mazda Raceway Laguna Seca**
Report: **Section Data Report**
Session: **Test Session 1**

2.238 mile(s)

Battery Tender Global MX-5 Cup
September 21, 2017



Section Data for Car 8 - Sparks, Nathaniel

Lap	T/SF to I1	I1 to I2	I2 to I3	I3 to I4	I4 to I5	I5 to SF	Lap	PI to	SFP/PO to	SF to PI	
1	T		35.7340	27.2359	18.9814	11.0101	14.1471	121.2751	30.5682	121.2751	
	S		63.213	74.826	64.800	76.417	61.449	66.434	24.892	66.436	
2	T	8.6600	32.5312	25.1554	17.0722	10.5127	13.3674	107.2989			
	S	94.636	69.437	81.015	72.047	80.033	65.033	75.087			
3	T	8.3940	30.5615	24.9379	16.9491	10.2568	13.5077	104.6070			
	S	97.635	73.912	81.721	72.570	82.030	64.357	77.020			
4	T	10.0390	30.7764	24.5166	16.8913	10.7919	13.8621	106.8773			
	S	81.636	73.396	83.125	72.819	77.963	62.712	75.384			
5	T	8.6728	32.6286	26.2605	16.8541	11.8988	13.7577	110.0725			
	S	94.496	69.230	77.605	72.979	70.710	63.188	73.195			
6	T	8.4196	30.3497	24.1396	16.4797	11.0154	13.2464	103.6504			
	S	97.338	74.428	84.424	74.637	76.381	65.627	77.731			
7	T	8.4613	30.3054	24.8447	16.6176	10.5361	13.2150	103.9801			
	S	96.858	74.537	82.028	74.018	79.855	65.783	77.484			
8	T	8.3746	30.2463	24.5344	16.4682	10.0620	13.1041	102.7896			
	S	97.861	74.682	83.065	74.689	83.618	66.339	78.381			
9	T	8.2483	30.2012	24.3636	16.2777	10.0021	13.7471	102.8400			
	S	99.359	74.794	83.648	75.564	84.119	63.236	78.343			
10	T	8.4942	29.9428	24.1953	16.3618	9.8811	13.2625	102.1377			
	S	96.483	75.439	84.229	75.175	85.149	65.547	78.882			
11	T	8.3053	29.9593	23.8542	17.1424	10.1115	13.3049	102.6776			
	S	98.677	75.398	85.434	71.752	83.209	65.338	78.467			
12	T	8.3395	29.9613	24.1549	17.3409	10.2232	13.2116	103.2314			
	S	98.273	75.393	84.370	70.931	82.299	65.800	78.046			
13	T	8.3375	29.9433	23.8324	16.4116	10.0307	13.3032	101.8587			
	S	98.296	75.438	85.512	74.947	83.879	65.347	79.098			
14	T	8.4040	30.2063	24.3545	16.3592	10.2856	13.4644	103.0740			
	S	97.518	74.781	83.679	75.187	81.800	64.564	78.165			
15	T	10.5282	31.3476	24.3726	16.4184	10.0382	13.4500	106.1550			
	S	77.843	72.059	83.617	74.916	83.816	64.633	75.897			
16	T	8.3877	32.0669	25.6026	16.7872			219.4277	125.1142		94.3135
	S	97.708	70.442	79.600	73.270			36.717	6.082		76.211
17	T		32.2618	24.4154	16.6312	12.0346		124.8943	25.5746		
	S		70.017	83.470	73.957	69.912		64.509	29.753		

Event: **MX-5 MRLS Open Test**
Track: **Mazda Raceway Laguna Seca**
Report: **Section Data Report**
Session: **Test Session 1**

2.238 mile(s)

Battery Tender Global MX-5 Cup
September 21, 2017



Section Data for Car 82 - Faulkner, Max

Lap	T/SF to I1	I1 to I2	I2 to I3	I3 to I4	I4 to I5	I5 to SF	Lap	PI to	SFP/PO to	SF to PI	
1	T		39.0708	29.6255	21.6233	12.3750	14.8772	135.1516	46.8972	135.1516	
	S		57.815	68.791	56.883	67.989	58.433	59.613	16.225	59.615	
2	T	9.7516	34.1363	27.8049	20.4744	12.0871	14.5691	118.8234			
	S	84.042	66.172	73.295	60.075	69.608	59.669	67.805			
3	T	8.9979	34.0368	27.5024	19.7625	11.6704	14.9566	116.9266			
	S	91.082	66.365	74.101	62.239	72.094	58.123	68.905			
4	T	10.4074	35.3311	27.6813	19.4549	11.6939	13.6771	118.2457			
	S	78.746	63.934	73.622	63.223	71.949	63.560	68.136			
5	T	9.4497	33.6076	26.7139	19.2779			523.1620	420.6559		102.5061
	S	86.727	67.213	76.288	63.804			15.400	1.809		70.120
6	T		30.6959	25.0466	16.6958	10.8067	13.5551	111.1714		111.1714	
	S		73.588	81.367	73.671	77.856	64.132	72.472		72.474	
7	T	8.4455	30.2700	24.3465	16.4375	10.0549	13.2803	102.8347			
	S	97.039	74.624	83.706	74.829	83.677	65.459	78.347			
8	T	8.4226	30.1780	24.2818	16.2751	10.0126	13.2966	102.4667			
	S	97.303	74.851	83.929	75.576	84.030	65.379	78.628			
9	T	8.3868	29.9193	24.1853	16.3610	9.9178	13.2250	101.9952			
	S	97.718	75.499	84.264	75.179	84.834	65.733	78.992			
10	T	8.3765	30.2220	23.9480	16.4679	10.1180	13.2329	102.3653			
	S	97.839	74.742	85.099	74.691	83.155	65.694	78.706			
11	T	8.3996	30.0380	23.8437	16.1452	9.9637	13.1777	101.5679			
	S	97.570	75.200	85.471	76.184	84.443	65.969	79.324			
12	T	8.4235	29.9560	24.0631	16.3257			474.8051	384.6476		90.1575
	S	97.293	75.406	84.692	75.341			16.969	1.978		79.724
13	T		30.2244	24.3441	16.1976	9.9374	13.5765	107.8075		107.8075	
	S		74.736	83.715	75.937	84.666	64.031	74.733		74.735	
14	T	8.5099	30.1227	23.8967	16.2138	10.0168	13.1595	101.9194			
	S	96.305	74.989	85.282	75.861	83.995	66.060	79.051			
15	T	8.3725	29.9733	23.9003	16.1921	10.0698	13.1122	101.6202			
	S	97.885	75.363	85.269	75.963	83.553	66.298	79.283			
16	T	8.3733	30.1661	24.1139	18.0516	10.7655	13.6204	105.0908			
	S	97.876	74.881	84.514	68.138	78.154	63.825	76.665			
17	T	8.4273	29.9669	24.1197	16.4697						91.1227
	S	97.249	75.379	84.493	74.683						78.880

Event: MX-5 MRLS Open Test
Track: Mazda Raceway Laguna Seca
Report: Section Data Report
Session: Test Session 1

2.238 mile(s)






Battery Tender Global MX-5 Cup
 September 21, 2017



Section Data for Car

Report Support Information

Section Legend	
Name	Length
SF to I1	0.227652 miles
I1 to I2	0.627462 miles
I2 to I3	0.566098 miles
I3 to I4	0.341667 miles
I4 to I5	0.233712 miles
I5 to SF	0.241477 miles
Lap	2.238000 miles
PI to SFP/PO	0.211364 miles
SFP/PO to SF	2.238068 miles
SF to PI	1.996591 miles
SFP/PO to I1	0.227652 miles
I4 to PI	0.233712 miles
SFP/PO to PI	1.996591 miles

Color Legend	
	Fastest Lap
	Section Under Caution
	Section Under Green
	Section Time Data
	Section Speed Data

