

Event: MX-5 Global Challenge Open Test

Track: Mazda Raceway Laguna Seca

2.238 mile(s)

Report: Section Data Report

Battery Tender Global MX-5 Cup

Session: Test Session 2

October 12, 2017



Section Data for Car 01 - Reger, Nikko

Lap	T/SF to I1	I2 to I3	I3 to I4	I1 to I2	I4 to I5	I5 to SF	Lap	PI to	SFP/PO to	SF to PI
1	T		24.9190	16.7460		10.3320	13.0683	110.9667	99.8276	110.9667
	S		81.783	73.450		81.433	66.521	72.606	7.622	72.608
2	T	8.1527	24.1930	16.3720	30.5280	9.9570	13.0126	102.2153		
	S	100.524	84.237	75.128	73.993	84.500	66.806	78.822		
3	T	8.1494	24.2830	16.8450	29.8690	10.1790	12.9874	102.3128		
	S	100.565	83.925	73.019	75.626	82.657	66.936	78.747		
4	T	8.1126	24.6850	16.4390	30.1480	10.0860	12.9267	102.3973		
	S	101.021	82.558	74.822	74.926	83.419	67.250	78.682		
5	T	8.1513	24.1270	16.2590	30.0580	10.1680	13.1008	101.8641		
	S	100.542	84.468	75.650	75.150	82.746	66.356	79.094		
6	T	8.2892	24.5380	16.4670	30.6460	10.1170	12.9980	103.0552		
	S	98.869	83.053	74.695	73.708	83.163	66.881	78.179		
7	T	8.1580	24.2590	16.3930	29.8860	9.9530	12.9325	101.5815		
	S	100.459	84.008	75.032	75.583	84.534	67.220	79.314		
8	T	8.1295	23.6040	16.4220	30.0080	10.1260	13.0396	101.3291		
	S	100.811	86.339	74.900	75.275	83.089	66.668	79.511		
9	T	8.1524	24.1550	16.6910	29.9680			314.5747	223.9403	90.6344
	S	100.528	84.370	73.692	75.376			25.612	3.398	79.305
10	T		24.1950	16.2820		9.9700	13.0193	106.9120		106.9120
	S		84.230	75.544		84.390	66.771	75.359		75.361
11	T	8.2377	24.0780	16.4820	30.0870	10.0000	13.2923	102.1770		
	S	99.487	84.640	74.627	75.078	84.136	65.400	78.851		
12	T	8.2907	23.8750	16.3880	29.9170	10.1710	13.0684	101.7101		
	S	98.851	85.359	75.055	75.504	82.722	66.521	79.213		
13	T	8.6526	23.7910	16.5400	30.1400	9.9980	13.1188	102.2404		
	S	94.717	85.661	74.365	74.946	84.153	66.265	78.803		
14	T	8.2032	23.7900	16.2930	29.9120	10.0410	12.9714	101.2106		
	S	99.906	85.664	75.493	75.517	83.793	67.018	79.604		
15	T	8.2306	23.9460	16.3390	30.1200	9.9180	13.1163	101.6699		
	S	99.573	85.106	75.280	74.995	84.832	66.278	79.245		
16	T	8.1847	24.7270	17.4900	30.0590					
	S	100.131	82.418	70.326	75.148					

Event: MX-5 Global Challenge Open Test

Track: Mazda Raceway Laguna Seca

2.238 mile(s)

Report: Section Data Report

Battery Tender Global MX-5 Cup

Session: Test Session 2

October 12, 2017



Section Data for Car 12 - Koch, Kenton (R)

Lap	T/SF to I1	I2 to I3	I3 to I4	I1 to I2	I4 to I5	I5 to SF	Lap	PI to	SFP/PO to	SF to PI
1	T	24.5480	16.5720		13.2040	14.5137	113.6892	54.1665	113.6892	
	S	83.019	74.222		63.720	59.896	70.867	14.048	70.869	
2	T	8.6693	26.2130	18.9760	33.8390	11.3430	13.3434	112.3837		
	S	94.534	77.746	64.819	66.753	74.175	65.150	71.690		
3	T	9.6936	24.6570	16.3290	30.5100	10.1230	12.8945	104.2071		
	S	84.545	82.652	75.326	74.037	83.114	67.418	77.315		
4	T	8.2415	25.0150	16.1380	30.9190	9.9200	12.8439	103.0774		
	S	99.441	81.469	76.218	73.057	84.815	67.683	78.163		
5	T	8.1591	24.0340	16.0970	30.1010	10.0730	12.9355	101.3996		
	S	100.446	84.795	76.412	75.043	83.527	67.204	79.456		
6	T	8.1585	25.7620	16.2980	29.9620	9.9090	12.9242	103.0137		
	S	100.453	79.107	75.469	75.391	84.909	67.263	78.211		
7	T	8.2308	23.8560	16.2480	29.8080	9.9480	13.1070	101.1978		
	S	99.571	85.427	75.702	75.780	84.576	66.325	79.614		
8	T	8.2810	23.9540	16.1910	29.8520		365.3422	275.8432		89.4990
	S	98.967	85.078	75.968	75.669		22.053	2.758		80.311
9	T		23.9360	16.1620		10.6810	14.3148	115.2256		115.2256
	S		85.142	76.104		78.772	60.729	69.922		69.924
10	T	8.1892	23.7620	16.1340	29.9280	9.7740	13.4985	101.2857		
	S	100.076	85.765	76.237	75.477	86.082	64.401	79.545		
11	T	8.2075	24.1950	16.0190	29.9790		238.9034	148.5949		90.3085
	S	99.853	84.230	76.784	75.348		33.724	5.121		79.591
12	T		23.9870	16.1850		10.1330	12.8238	104.6129		104.6129
	S		84.961	75.996		83.032	67.789	77.015		77.018
13	T	8.1572	23.9570	16.0790	29.8830	9.9510	12.9369	100.9641		
	S	100.469	85.067	76.497	75.590	84.551	67.197	79.799		
14	T	8.2421	23.8750	16.1740	29.8130	9.8560	12.9935	100.9536		
	S	99.434	85.359	76.048	75.768	85.366	66.904	79.807		
15	T	8.2555			29.9930					
	S	99.273			75.313					

Event: MX-5 Global Challenge Open Test

Track: Mazda Raceway Laguna Seca

2.238 mile(s)

Report: Section Data Report

Battery Tender Global MX-5 Cup

Session: Test Session 2

October 12, 2017



Section Data for Car 16 - Dean II, John (R)

Lap	T/SF to I1	I2 to I3	I3 to I4	I1 to I2	I4 to I5	I5 to SF	Lap	PI to	SFP/PO to	SF to PI
1	T		25.8830	16.7020		10.1650	13.4332	109.6915	26.9357	109.6915
	S		78.737	73.644		82.771	64.714	73.450	28.249	73.452
2	T	9.8768	24.6510	16.3440	30.4470	10.1100	13.1967	104.6255		
	S	82.977	82.672	75.257	74.190	83.221	65.874	77.006		
3	T	8.2633	24.2580	16.4720	30.3150	9.9140	13.1410	102.3633		
	S	99.179	84.012	74.672	74.513	84.866	66.153	78.708		
4	T	8.2670	24.3670	16.3700	30.0500			137.4075	46.8165	90.5910
	S	99.135	83.636	75.137	75.170			58.634	16.253	79.343
5	T		24.3090	16.3750		10.0390	13.5153	106.9398		106.9398
	S		83.835	75.115		83.810	64.321	75.340		75.342
6	T	8.9157	24.6530	16.4290	34.1580	9.9270	13.1948	107.2775		
	S	91.922	82.666	74.868	66.130	84.755	65.883	75.102		
7	T	8.3442	24.0650	16.4950	30.2820			238.8453	147.9061	90.9392
	S	98.217	84.685	74.568	74.594			33.732	5.145	79.039
8	T		23.9180	16.2720		10.0820	13.0665	106.5644		106.5644
	S		85.206	75.590		83.452	66.530	75.605		75.607
9	T	8.3085	24.0650	16.1890	30.0110	9.9000	13.4578	101.9313		
	S	98.639	84.685	75.978	75.268	84.986	64.596	79.041		
10	T	8.3342	25.5850	16.2140	29.9390	9.9660	13.2795	103.3177		
	S	98.335	79.654	75.860	75.449	84.423	65.463	77.981		
11	T	8.4545	24.0340	16.1460	30.1390	9.8780	13.3222	101.9737		
	S	96.936	84.795	76.180	74.948	85.176	65.253	79.009		
12	T	8.3908	25.7220	16.4410	30.2090			220.4746	128.2598	92.2148
	S	97.672	79.230	74.813	74.775			36.543	5.933	77.945
13	T		24.1220	16.1330						
	S		84.485	76.241						

Event: MX-5 Global Challenge Open Test

Track: Mazda Raceway Laguna Seca

2.238 mile(s)

Report: Section Data Report

Battery Tender Global MX-5 Cup

Session: Test Session 2

October 12, 2017



Section Data for Car 18 - Copeland, Dean (R)

Lap	T/SF to I1	I2 to I3	I3 to I4	I1 to I2	I4 to I5	I5 to SF	Lap	PI to	SFP/PO to	SF to PI
1	T		24.8990	16.8810		10.2510	13.1937	111.6684	100.7193	111.6684
	S		81.849	72.863		82.076	65.889	72.149	7.555	72.152
2	T	8.1783	24.3610	16.6420	30.9860	10.0490	13.2665	103.4828		
	S	100.210	83.656	73.909	72.899	83.726	65.527	77.856		
3	T	8.1855	24.1590	16.6000	30.2760	10.1300	13.0392	102.3897		
	S	100.122	84.356	74.096	74.609	83.057	66.670	78.688		
4	T	8.0928	24.8200	17.2970	30.3600			789.3262	696.1164	93.2098
	S	101.268	82.109	71.111	74.403			10.207	1.093	77.113
5	T		24.6630	16.6180		10.0820	13.1590	112.5226		112.5226
	S		82.632	74.016		83.452	66.063	71.602		71.604
6	T	8.2490	24.2630	16.7880	30.4430	10.1130	13.1589	103.0149		
	S	99.351	83.994	73.267	74.200	83.196	66.063	78.210		
7	T	8.3081	24.2890	16.4200	30.3950			258.2975	167.0174	91.2801
	S	98.644	83.904	74.909	74.317			31.192	4.556	78.744
8	T		24.4210	16.6900		10.2510	13.2390	109.9076		109.9076
	S		83.451	73.697		82.076	65.663	73.305		73.307
9	T	8.2650	24.2470	17.2010	30.2920			123.8503	28.2403	95.6100
	S	99.159	84.050	71.507	74.570			65.053	26.944	75.178

Event: MX-5 Global Challenge Open Test

Track: Mazda Raceway Laguna Seca

2.238 mile(s)

Report: Section Data Report

Battery Tender Global MX-5 Cup

Session: Test Session 2

October 12, 2017



Section Data for Car 27 - Wubban, Bart (R)

Lap	T/SF to I1	I2 to I3	I3 to I4	I1 to I2	I4 to I5	I5 to SF	Lap	PI to	SFP/PO to	
1	T		25.9620	17.1460		10.6760	13.3934	118.3496	31.8818	118.3496
	S		78.498	71.737		78.809	64.906	68.076	23.867	68.078
2	T	8.3426	25.2380	16.6800	30.9060	10.2090	13.2974	104.6730		
	S	98.236	80.749	73.741	73.088	82.414	65.375	76.971		
3	T	8.3586	24.5180	16.5100	30.6650	10.4330	13.3040	103.7886		
	S	98.048	83.121	74.500	73.663	80.644	65.343	77.627		
4	T	8.2290	35.0310	17.2870	30.4070	10.2870	13.4168	114.6578		
	S	99.592	58.176	71.152	74.288	81.789	64.793	70.268		
5	T	8.3112	24.9910	17.2780	30.3370	10.3790	13.5135	104.8097		
	S	98.607	81.548	71.189	74.459	81.064	64.330	76.871		
6	T	8.4065	24.8420	16.6280	30.5260	10.2250	13.4162	104.0437		
	S	97.489	82.037	73.972	73.998	82.285	64.796	77.437		
7	T	8.3688	24.6280	16.7370	30.4450	10.3730	13.3306	103.8824		
	S	97.929	82.749	73.490	74.195	81.111	65.212	77.557		
8	T	8.3484	24.8160	16.7170	30.5450	10.1700	13.2622	103.8586		
	S	98.168	82.123	73.578	73.952	82.730	65.549	77.575		
9	T	8.2888	24.6180	16.5170	30.2730	10.2240	13.5225	103.4433		
	S	98.874	82.783	74.469	74.616	82.293	64.287	77.886		
10	T	8.3485	24.6970	16.7130	30.2850	10.1250	13.5680	103.7365		
	S	98.167	82.518	73.595	74.587	83.098	64.071	77.666		
11	T	8.3560	24.5940	16.6400	30.3900	10.1120	13.5985	103.6905		
	S	98.079	82.864	73.918	74.329	83.204	63.928	77.700		
12	T	8.7095	24.7280	17.6100	30.7450	11.1320	14.0265	106.9510		
	S	94.098	82.415	69.847	73.471	75.581	61.977	75.332		
13	T	8.2365	24.4230	16.6140	30.1020	10.1960	13.5790	103.1505		
	S	99.502	83.444	74.034	75.040	82.519	64.019	78.107		
14	T	8.4090	24.6590	16.6210	30.3890	10.1270	13.6725	103.8775		
	S	97.461	82.645	74.003	74.332	83.081	63.582	77.561		
15	T	8.2825	24.5100	17.0140	30.5930	10.3600	13.4520	104.2115		
	S	98.949	83.148	72.293	73.836	81.213	64.624	77.312		
16	T	8.3240	24.5750	16.5230	30.5610	10.1010	13.5300	103.6140		
	S	98.456	82.928	74.442	73.913	83.295	64.251	77.758		
17	T	8.8150	24.2880	16.7910	30.3800	10.1430	13.3252	103.7422		
	S	92.972	83.908	73.254	74.354	82.950	65.239	77.662		
18	T	8.2498	24.8090		39.2120					
	S	99.341	82.146		57.606					

Event: MX-5 Global Challenge Open Test

Track: Mazda Raceway Laguna Seca

2.238 mile(s)

Report: Section Data Report

Battery Tender Global MX-5 Cup

Session: Test Session 2

October 12, 2017



Section Data for Car 28 - Stout, Robert (R)

Lap	T/SF to I1	I2 to I3	I3 to I4	I1 to I2	I4 to I5	I5 to SF	Lap	PI to	SFP/PO to	SF to PI
1	T		25.7260	17.1270		10.2300	13.4122	115.0713	28.6759	115.0713
	S		79.218	71.816		82.245	64.815	70.016	26.535	70.018
2	T	8.3228	24.3470	16.6440	30.3500	10.0130	13.1906	102.8674		
	S	98.470	83.705	73.901	74.427	84.027	65.904	78.322		
3	T	8.2514	24.2370	16.7450	31.8950	9.9940	13.1126	104.2350		
	S	99.322	84.084	73.455	70.822	84.187	66.296	77.295		
4	T	8.2204	24.0450	16.3580	30.1530	10.1280	13.0857	101.9901		
	S	99.697	84.756	75.193	74.913	83.073	66.433	78.996		
5	T	8.2803	24.3560	16.4500	30.2350	10.0030	13.0909	102.4152		
	S	98.975	83.674	74.772	74.710	84.111	66.406	78.668		
6	T	8.2721	24.0640	16.2990	30.1720	9.9250	13.2515	101.9836		
	S	99.073	84.689	75.465	74.866	84.772	65.601	79.001		
7	T	8.3405	24.9480	16.6710	30.5370			213.2151	120.6386	92.5765
	S	98.261	81.688	73.781	73.971			37.787	6.307	77.641

Event: MX-5 Global Challenge Open Test

Track: Mazda Raceway Laguna Seca

2.238 mile(s)

Report: Section Data Report

Battery Tender Global MX-5 Cup

Session: Test Session 2

October 12, 2017



Section Data for Car 29 - Gallagher, Patrick

Lap	T/SF to I1	I2 to I3	I3 to I4	I1 to I2	I4 to I5	I5 to SF	Lap	PI to	SFP/PO to	SF to PI
1	T		24.9420	16.9630		10.3220	13.4656	111.6766	29.6210	111.6766
	S		81.708	72.511		81.512	64.558	72.144	25.688	72.146
2	T	8.3064	24.6320	16.4310	34.4030	10.3020	13.2271	107.3015		
	S	98.664	82.736	74.858	65.659	81.670	65.723	75.086		
3	T	8.1669	25.0540	16.5480	30.6410	10.3540	13.0891	103.8530		
	S	100.350	81.342	74.329	73.720	81.260	66.415	77.579		
4	T	8.1389	24.0240	16.0830	29.8410	9.8760	13.1276	101.0905		
	S	100.695	84.830	76.478	75.697	85.193	66.221	79.699		
5	T	8.1204	23.7060	16.1630	29.8370	9.9940	13.0304	100.8508		
	S	100.924	85.968	76.100	75.707	84.187	66.715	79.888		
6	T	8.1256	26.6750	17.9750	32.3240	11.2940	13.8241	110.2177		
	S	100.860	76.399	68.428	69.882	74.497	62.884	73.099		
7	T	9.3439	24.4480	16.9440	30.6990	10.5160	13.2063	105.1572		
	S	87.709	83.359	72.592	73.581	80.008	65.826	76.617		
8	T	8.2057	24.1130	16.2650	29.9000	9.8250	13.1989	101.5076		
	S	99.875	84.517	75.623	75.547	85.635	65.863	79.371		
9	T	8.1881	23.8700	16.2050	29.8580	9.8760	13.1535	101.1506		
	S	100.090	85.377	75.902	75.654	85.193	66.090	79.652		
10	T	8.2395	24.2480	16.2560	29.9570			399.6564	308.2609	91.3955
	S	99.465	84.046	75.664	75.404			20.159	2.468	78.644
11	T		24.2290	17.6400		10.0800	13.4867	108.5538		108.5538
	S		84.112	69.728		83.469	64.457	74.219		74.222
12	T	8.2373	23.9270	16.1650	30.1600	9.9170	13.2122	101.6185		
	S	99.492	85.174	76.090	74.896	84.841	65.797	79.285		
13	T	8.2218	23.8840	16.1640	30.0720	9.7890	13.0007	101.1315		
	S	99.680	85.327	76.095	75.115	85.950	66.867	79.667		
14	T	8.1303	24.3070	17.1010	30.0800					
	S	100.801	83.842	71.926	75.095					

Event: MX-5 Global Challenge Open Test

Track: Mazda Raceway Laguna Seca

2.238 mile(s)

Report: Section Data Report

Battery Tender Global MX-5 Cup

Session: Test Session 2

October 12, 2017



Section Data for Car 32 - Jensen, Keith

Lap	T/SF to I1	I2 to I3	I3 to I4	I1 to I2	I4 to I5	I5 to SF	Lap	PI to	SFP/PO to	SF to PI
1	T		26.1170	17.4090		10.3390	115.1468	24.7118	115.1468	
	S		78.032	70.653		81.378	69.970	30.791	69.972	
2	T	8.4084	24.5820	16.3880	30.1590	18.4500	111.6380			
	S	97.467	82.904	75.055	74.898	45.602	72.169			
3	T	8.3454	48.9030	17.6820	30.1480	10.0430	128.6518			
	S	98.203	41.673	69.562	74.926	83.776	62.625			
4	T	8.4376	24.2720	18.0920	30.3880	10.6510	105.1439			
	S	97.130	83.963	67.986	74.334	78.994	76.626			
5	T	8.3237	30.3970	17.7210	30.3440	10.1950	110.2626			
	S	98.459	67.045	69.409	74.442	82.527	73.069			
6	T	8.3911	24.5230	17.0570	30.3980		226.1764	134.1663		92.0101
	S	97.668	83.104	72.111	74.310		35.622	5.671		78.119
7	T		25.0630	16.6020		10.1440	109.7476		109.7476	
	S		81.313	74.087		82.942	73.412		73.414	
8	T	8.3321	24.3390	16.5720	30.2420	10.0430	102.7150			
	S	98.360	83.732	74.222	74.693	83.776	78.438			
9	T	8.4091	24.5510	16.5140	30.1730	9.9670	102.9334			
	S	97.459	83.009	74.482	74.864	84.415	78.272			
10	T	8.3477	24.5770	16.4140	30.3220	9.9930	103.1539			
	S	98.176	82.921	74.936	74.496	84.195	78.105			
11	T	8.3448	24.2770	16.4710	30.9360	12.8050	106.2857			
	S	98.210	83.946	74.677	73.017	65.706	75.803			
12	T	8.2681	24.3340	16.4780	30.3690	10.7040	103.3436			
	S	99.121	83.749	74.645	74.381	78.603	77.961			
13	T	8.3215	24.3320	16.5020	30.6800					92.6615
	S	98.485	83.756	74.536	73.627					77.570



Event: MX-5 Global Challenge Open Test

Track: Mazda Raceway Laguna Seca

2.238 mile(s)

Report: Section Data Report

Battery Tender Global MX-5 Cup

Session: Test Session 2

October 12, 2017



Section Data for Car 4 - Ortiz, Bryan (R)

Lap	T/SF to I1	I2 to I3	I3 to I4	I1 to I2	I4 to I5	I5 to SF	Lap	PI to	SFP/PO to	SF to PI
1	T		24.9420	16.5080		10.2510	112.5605	100.6604	112.5605	
	S		81.708	74.509		82.076	71.578	7.559	71.580	
2	T	8.3121	23.9620	16.2460	30.2040	9.9040	101.4793			
	S	98.597	85.049	75.711	74.787	84.952	79.394			
3	T	8.0208	23.9780	16.3430	29.6930	9.9650	100.9574			
	S	102.178	84.993	75.262	76.074	84.432	79.804			
4	T	8.1724	26.4730	16.6850	32.1580	10.0540	106.4625			
	S	100.282	76.982	73.719	70.243	83.684	75.677			
5	T	8.0479	24.0260	16.7750	30.2090	9.8850	101.7703			
	S	101.833	84.823	73.323	74.775	85.115	79.167			
6	T	8.0556	23.6430	16.1000	29.7610	9.7840	100.1475			
	S	101.736	86.197	76.398	75.900	85.994	80.449			
7	T	8.0471	23.6550	16.1770	29.8450	9.9140	100.6840			
	S	101.844	86.153	76.034	75.687	84.866	80.021			
8	T	8.3011	23.6910	16.3140	32.1670		485.8082	393.2431		92.5651
	S	98.727	86.022	75.395	70.223		16.584	1.935		77.651
9	T		26.5090	16.5900		9.8880	143.7350		143.7350	
	S		76.878	74.141		85.089	56.053		56.055	
10	T	8.1449	23.6570	16.1340	29.4990	9.9110	100.0887			
	S	100.621	86.146	76.237	76.574	84.892	80.497			
11	T	8.1442	23.6520	16.2570	30.2520	9.8800	101.1462			
	S	100.629	86.164	75.660	74.668	85.158	79.655			
12	T	8.2010	23.9570	16.3340	29.8600	9.8440	101.4165			
	S	99.932	85.067	75.303	75.648	85.470	79.443			
13	T	8.4855	23.9220	16.4710	29.8570	9.9460	101.6367			
	S	96.582	85.192	74.677	75.656	84.593	79.271			
14	T	8.1678	24.0170	16.6060	29.8740					91.8438
	S	100.339	84.855	74.070	75.613					78.260

Event: MX-5 Global Challenge Open Test

Track: Mazda Raceway Laguna Seca

2.238 mile(s)

Report: Section Data Report

Battery Tender Global MX-5 Cup

Session: Test Session 2

October 12, 2017



Section Data for Car 41 - McGee, Glenn

Lap	T/SF to I1	I2 to I3	I3 to I4	I1 to I2	I4 to I5	I5 to SF	Lap	PI to	SFP/PO to	SF to PI
1	T	25.9770	17.0910		10.6960	13.1656	111.5711	30.0355	111.5711	
	S	78.452	71.968		78.662	66.030	72.212	25.334	72.214	
2	T	8.1864	25.7390	17.2520	32.3410	10.2750	13.1544	106.9478		
	S	100.111	79.178	71.296	69.845	81.885	66.086	75.334		
3	T	8.8336	30.5050	23.3690	37.9500					114.7106
	S	92.776	66.807	52.634	59.522					62.660

Event: MX-5 Global Challenge Open Test

Track: Mazda Raceway Laguna Seca

2.238 mile(s)

Report: Section Data Report

Battery Tender Global MX-5 Cup

Session: Test Session 2

October 12, 2017



Section Data for Car 51 - Cresci, Matt (R)

Lap	T/SF to I1	I2 to I3	I3 to I4	I1 to I2	I4 to I5	I5 to SF	Lap	PI to	SFP/PO to	SF to PI
1	T		25.1930	16.7830		10.6620	13.2709	114.5582	124.3937	114.5582
	S		80.894	73.288		78.912	65.506	70.329	6.117	70.331
2	T	8.2511	24.1120	16.3720	30.4640	10.0300	13.1320	102.3611		
	S	99.326	84.520	75.128	74.149	83.885	66.198	78.710		
3	T	8.1950	24.1780	16.3690	31.0920	10.0890	13.1598	103.0828		
	S	100.006	84.290	75.142	72.651	83.394	66.059	78.159		
4	T	8.1852	24.1500	16.3090	30.2900	10.1660	13.1496	102.2498		
	S	100.125	84.387	75.418	74.575	82.763	66.110	78.795		
5	T	8.1814	23.8880	16.2690	30.1490	10.0290	13.0860	101.6024		
	S	100.172	85.313	75.604	74.923	83.893	66.431	79.297		
6	T	8.1700	23.8550	16.2040	30.0060	9.9920	13.0758	101.3028		
	S	100.312	85.431	75.907	75.280	84.204	66.483	79.532		
7	T	8.1772	23.7940	16.2050	29.9290	10.1350	13.0642	101.3044		
	S	100.223	85.650	75.902	75.474	83.016	66.542	79.531		
8	T	8.1668	23.9570	16.3140	29.9890	12.3520	13.5091	104.2879		
	S	100.351	85.067	75.395	75.323	68.116	64.351	77.255		
9	T	8.1179	23.8810	16.1290	29.9160	9.9970	13.0601	101.1010		
	S	100.955	85.338	76.260	75.507	84.162	66.563	79.691		
10	T	8.0909	23.8880	17.0360	29.8900			156.4858	65.7709	90.7149
	S	101.292	85.313	72.200	75.573			51.486	11.569	79.234
11	T		24.0620	16.2910		10.0090	13.1076	105.7387		105.7387
	S		84.696	75.502		84.061	66.322	76.195		76.198
12	T	8.1724	24.0390	16.1710	31.1360	10.0190	13.0363	102.5737		
	S	100.282	84.777	76.062	72.548	83.977	66.684	78.546		
13	T	8.1577	23.8440	16.0590	30.0640	9.8740	13.0055	101.0042		
	S	100.463	85.470	76.593	75.135	85.210	66.842	79.767		
14	T	8.1665	23.9670	16.1230	30.0640	9.9000	12.9668	101.1873		
	S	100.355	85.032	76.289	75.135	84.986	67.042	79.623		
15	T	8.1392	27.5360	18.6820	30.0480	10.3900	13.1041	107.8993		
	S	100.691	74.011	65.839	75.175	80.978	66.339	74.670		
16	T	8.1059	23.7880	16.0790	30.1060					89.7819
	S	101.105	85.672	76.497	75.030					80.058

Event: MX-5 Global Challenge Open Test

Track: Mazda Raceway Laguna Seca

2.238 mile(s)

Report: Section Data Report

Battery Tender Global MX-5 Cup

Session: Test Session 2

October 12, 2017



Section Data for Car 56 - Oi, Takashi (R)

Lap	T/SF to I1	I2 to I3	I3 to I4	I1 to I2	I4 to I5	I5 to SF	Lap	PI to	SFP/PO to	SF to PI
1	T		25.5660	16.9720		10.4900	13.2965	112.1253	26.9272	112.1253
	S		79.713	72.472		80.206	65.379	71.855	28.258	71.858
2	T	8.4545	25.5240	17.5840	30.4710	10.9350	12.9976	105.9661		
	S	96.936	79.845	69.950	74.132	76.942	66.883	76.032		
3	T	8.2944	24.7380	17.6920	31.8790	10.4130	13.2957	106.3121		
	S	98.807	82.382	69.523	70.857	80.799	65.383	75.784		
4	T	8.2283	24.7260	16.3830	30.4000			382.4423	285.3470	97.0953
	S	99.601	82.422	75.078	74.305			21.067	2.667	74.028
5	T		24.9070	16.7660		10.4190	13.2218	108.4958		108.4958
	S		81.823	73.363		80.753	65.749	74.259		74.261
6	T	8.3282	24.9100	16.9030	30.7620	10.2280	13.1920	104.3232		
	S	98.406	81.813	72.768	73.430	82.261	65.897	77.229		
7	T	8.2920	24.9050	16.6020	30.2400	10.1980	13.1553	103.3923		
	S	98.836	81.829	74.087	74.698	82.503	66.081	77.925		
8	T	8.2637	24.5750	16.5340	30.3550	10.1080	13.1024	102.9381		
	S	99.174	82.928	74.392	74.415	83.237	66.348	78.268		
9	T	8.2126	24.6890	16.3430	30.6250	9.9920	13.2251	103.0867		
	S	99.791	82.545	75.262	73.759	84.204	65.732	78.156		
10	T	8.3139	24.4720	16.5990	30.4180	10.0680	13.3160	103.1869		
	S	98.575	83.277	74.101	74.261	83.568	65.284	78.080		
11	T	8.3460	24.7280	16.5830	30.3510	10.1050	13.1473	103.2603		
	S	98.196	82.415	74.172	74.425	83.262	66.121	78.024		
12	T	8.2637	24.8230	16.5250	30.2080	10.1730	13.0648	103.0575		
	S	99.174	82.099	74.433	74.777	82.706	66.539	78.178		
13	T	8.2532	24.2280	16.4870	30.1160	10.0730	13.1038	102.2610		
	S	99.300	84.116	74.604	75.005	83.527	66.341	78.787		
14	T	8.2452	24.5560	16.5730	30.0840	10.0420	13.1959	102.6961		
	S	99.397	82.992	74.217	75.085	83.784	65.878	78.453		
15	T	8.2721	25.8180		30.3690					
	S	99.073	78.935		74.381					

Event: MX-5 Global Challenge Open Test

Track: Mazda Raceway Laguna Seca

2.238 mile(s)

Report: Section Data Report

Battery Tender Global MX-5 Cup

Session: Test Session 2

October 12, 2017



Section Data for Car 63 - Foley, Robby

Lap	T/SF to I1	I2 to I3	I3 to I4	I1 to I2	I4 to I5	I5 to SF	Lap	PI to	SFP/PO to	SF to PI
1	T		24.7870	16.7920		10.0270	13.0165	110.1651	25.7234	110.1651
	S		82.219	73.249		83.910	66.786	73.134	29.580	73.136
2	T	8.2405	23.8500	16.1480	30.0390	9.8700	13.0803	101.2278		
	S	99.453	85.449	76.170	75.198	85.245	66.460	79.591		
3	T	8.2177	23.9160	16.0340	29.8360	9.9260	12.9288	100.8585		
	S	99.729	85.213	76.712	75.709	84.764	67.239	79.882		
4	T	8.1652	23.7560	16.0440	29.7800	9.7840	12.9441	100.4733		
	S	100.371	85.787	76.664	75.852	85.994	67.159	80.188		
5	T	8.1559	23.6160	15.9530	29.6090	9.8720	12.8374	100.0433		
	S	100.485	86.296	77.101	76.290	85.227	67.718	80.533		
6	T	8.1386	25.2430	17.1790	29.9550			116.1378	24.6472	91.4906
	S	100.699	80.733	71.599	75.409			69.373	30.872	78.562
7	T		23.8270	16.2100		13.7140	13.1930	109.9448		109.9448
	S		85.531	75.879		61.351	65.892	73.280		73.283
8	T	8.1940	23.8030	16.7620	29.9000	11.0620	13.2703	102.9913		
	S	100.018	85.618	73.380	75.547	76.059	65.509	78.228		
9	T	8.1797	23.6590	16.0230	29.6460			264.0336	175.7819	88.2517
	S	100.193	86.139	76.765	76.195			30.514	4.329	81.446
10	T		24.8220	16.5380		9.9650	12.9970	112.7581		112.7581
	S		82.103	74.374		84.432	66.886	71.452		71.454
11	T	8.1570	23.8900	16.1400	29.6860			113.7036	24.9576	88.7460
	S	100.471	85.306	76.208	76.092			70.858	30.488	80.992
12	T		24.3030	16.1850		10.1260	13.0542	106.5626		106.5626
	S		83.856	75.996		83.089	66.593	75.606		75.609
13	T	8.1728	23.7290	16.2340	29.8750	9.8710	12.8413	100.7231		
	S	100.277	85.885	75.767	75.610	85.236	67.697	79.990		
14	T	8.1357	24.3190	16.1450	30.6540	10.8650	13.2045	103.3232		
	S	100.734	83.801	76.185	73.689	77.438	65.835	77.977		
15	T	8.1955	24.2640	16.7800	29.6590					
	S	99.999	83.991	73.302	76.161					

Event: MX-5 Global Challenge Open Test

Track: Mazda Raceway Laguna Seca

2.238 mile(s)

Report: Section Data Report

Battery Tender Global MX-5 Cup

Session: Test Session 2

October 12, 2017



Section Data for Car 7 - Yamano, Tetsuya (R)

Lap	T/SF to I1	I2 to I3	I3 to I4	I1 to I2	I4 to I5	I5 to SF	Lap	PI to	SFP/PO to	SF to PI
1	T		26.3210	18.1450		12.2600	125.7552	32.0295	125.7552	
	S		77.427	67.787		68.627	64.067	23.757	64.069	
2	T	9.6293	25.1090	17.3630	31.2400	10.0820	106.4857			
	S	85.110	81.164	70.840	72.307	83.452	75.661			
3	T	8.2636	25.2870	17.2150	30.8030	10.3310	104.9874			
	S	99.175	80.593	71.449	73.333	81.441	76.741			
4	T	8.3462	24.7490	16.8910	30.5560	10.1330	103.7865			
	S	98.194	82.345	72.820	73.925	83.032	77.629			
5	T	8.2467	26.0550	16.8650	30.4430	10.1220	104.8077			
	S	99.379	78.217	72.932	74.200	83.122	76.872			
6	T	8.2590	24.5910	16.7530	30.3930	9.9290	103.0708			
	S	99.231	82.874	73.420	74.322	84.738	78.168			
7	T	8.3182	24.4630	17.3030	30.4310	10.2440	104.0056			
	S	98.524	83.308	71.086	74.229	82.132	77.465			
8	T	8.2366	24.6900	16.7860	30.2480	10.1890	103.2951			
	S	99.500	82.542	73.275	74.678	82.576	77.998			
9	T	8.2795	24.5380	16.6890	31.1500		227.0247	133.0052		94.0195
	S	98.985	83.053	73.701	72.516		35.489	5.721		76.449
10	T		25.0590	16.8570		10.5330	114.5775		114.5775	
	S		81.326	72.967		79.879	70.317		70.320	
11	T	8.3243	24.3730	16.6770	30.6170	9.9950	103.0064			
	S	98.452	83.615	73.754	73.778	84.178	78.216			
12	T	8.2159	24.4620	16.7540	30.4010	10.0870	103.0175			
	S	99.751	83.311	73.415	74.302	83.411	78.208			
13	T	8.2264	24.8160	18.2580	30.3520					
	S	99.624	82.123	67.368	74.422					

Event: MX-5 Global Challenge Open Test

Track: Mazda Raceway Laguna Seca

2.238 mile(s)

Report: Section Data Report

Battery Tender Global MX-5 Cup

Session: Test Session 2

October 12, 2017



Section Data for Car 72 - Kaiser, Kyle (R)

Lap	T/SF to I1	I2 to I3	I3 to I4	I1 to I2	I4 to I5	I5 to SF	Lap	PI to	SFP/PO to	SF to PI
1	T		25.2100	16.8280		10.3490	13.3767	112.7893	99.7724	112.7893
	S		80.839	73.092		81.299	64.987	71.432	7.626	71.434
2	T	8.3853	25.4030	16.4740	31.2630	10.0840	13.2306	104.8399		
	S	97.736	80.225	74.663	72.254	83.436	65.705	76.849		
3	T	8.5034	24.4110	17.3910	30.0670	10.2500	13.2792	103.9016		
	S	96.379	83.485	70.726	75.128	82.084	65.465	77.543		
4	T	8.5708	25.2050	16.5130	30.1020	10.0580	13.1074	103.5562		
	S	95.621	80.855	74.487	75.040	83.651	66.323	77.801		
5	T	8.4626	26.3850	18.1890	32.8690	11.0680	13.6481	110.6217		
	S	96.843	77.239	67.623	68.723	76.018	63.695	72.832		
6	T	8.7819	24.6220	16.6250	31.8660			237.4855	142.1776	95.3079
	S	93.322	82.770	73.985	70.886			33.925	5.352	75.416
7	T		24.7390	16.4320		10.2020	13.3486	109.4110		109.4110
	S		82.378	74.854		82.470	65.124	73.638		73.640
8	T	8.4604	24.1810	16.4070	30.3800	10.3450	13.1519	102.9253		
	S	96.868	84.279	74.968	74.354	81.330	66.098	78.278		
9	T	8.3621	24.1210	16.6330	31.0860	10.0560	13.1595	103.4176		
	S	98.007	84.489	73.949	72.665	83.668	66.060	77.906		
10	T	8.3925	24.1810	16.2170	30.1540	9.9700	13.4025	102.3170		
	S	97.652	84.279	75.846	74.911	84.390	64.862	78.744		
11	T	8.4135	24.1740	16.1650	30.1090	9.9720	13.1306	101.9641		
	S	97.408	84.304	76.090	75.023	84.373	66.206	79.016		
12	T	8.3264	24.7890	16.2220	30.0370	9.9870	13.1870	102.5484		
	S	98.427	82.212	75.823	75.203	84.246	65.922	78.566		
13	T	8.4050	24.0670	16.2090	30.3550	9.9390	13.3163	102.2913		
	S	97.507	84.678	75.884	74.415	84.653	65.282	78.763		
14	T	8.3707	24.2010	16.6230	31.0600	10.2530	13.2511	103.7588		
	S	97.906	84.210	73.994	72.726	82.060	65.603	77.649		
15	T	8.3779	24.1820	16.2220	30.3390	9.9580	13.1503	102.2292		
	S	97.822	84.276	75.823	74.454	84.491	66.106	78.811		
16	T	8.3207	23.9120	16.1890	29.9740	10.0800	13.0625	101.5382		
	S	98.495	85.227	75.978	75.361	83.469	66.551	79.347		
17	T	8.3185	24.2130	18.4000	30.1030					
	S	98.521	84.168	66.848	75.038					

Event: MX-5 Global Challenge Open Test

Track: Mazda Raceway Laguna Seca

2.238 mile(s)

Report: Section Data Report

Battery Tender Global MX-5 Cup

Session: Test Session 2

October 12, 2017



Section Data for Car 77 - Oxner, Luke (R)

Lap	T/SF to I1	I2 to I3	I3 to I4	I1 to I2	I4 to I5	I5 to SF	Lap	PI to	SFP/PO to	SF to PI
1	T		24.6530	16.5700		10.2540	110.1310	98.5224	110.1310	
	S		82.666	74.231		82.052	73.157	7.723	73.159	
2	T	8.1986	24.4880	16.5910	30.6130	11.8160	104.9426			
	S	99.962	83.223	74.137	73.788	71.205	76.773			
3	T	8.2210	23.7050	16.2000	29.6880	9.8090	100.5097			
	S	99.689	85.972	75.926	76.087	85.775	80.159			
4	T	8.0803	24.5330	17.1620	30.1330	9.8600	102.7885			
	S	101.425	83.070	71.670	74.963	85.331	78.382			
5	T	8.1528	23.5680	16.4010	30.0570	9.7830	100.8598			
	S	100.523	86.471	74.995	75.153	86.003	79.881			
6	T	8.1060	23.6930	16.1210	29.6870	9.7600	100.1564			
	S	101.104	86.015	76.298	76.089	86.205	80.442			
7	T	8.0996	24.0000	16.2880	30.4880	9.7530	101.5233			
	S	101.183	84.915	75.516	74.090	86.267	79.359			
8	T	8.1093	24.4150	16.4570	30.0150	9.8730	101.8210			
	S	101.062	83.471	74.740	75.258	85.219	79.127			
9	T	8.1863	24.2870	16.1920	29.7310	9.7430	101.3175			
	S	100.112	83.911	75.963	75.977	86.356	79.520			
10	T	8.2158	23.8690	16.1600	29.9060	9.8350	101.0537			
	S	99.752	85.381	76.114	75.532	85.548	79.728			
11	T	8.1911	23.7580	16.0730	29.6400					90.1201
	S	100.053	85.780	76.526	76.210					79.757



Event: MX-5 Global Challenge Open Test

Track: Mazda Raceway Laguna Seca

2.238 mile(s)

Report: Section Data Report

Battery Tender Global MX-5 Cup

Session: Test Session 2

October 12, 2017



Section Data for Car 99 - Kemper, Drake

Lap	T/SF to I1	I2 to I3	I3 to I4	I1 to I2	I4 to I5	I5 to SF	Lap	PI to	SFP/PO to	SF to PI
1	T		24.9680	16.7530		10.3150	13.4440	111.0101	102.4419	111.0101
	S		81.623	73.420		81.567	64.662	72.577	7.428	72.579
2	T	8.3800	24.4580	16.4740	30.5560	10.2560	13.2906	103.4146		
	S	97.798	83.325	74.663	73.925	82.036	65.408	77.908		
3	T	8.3034	24.5830	16.7530	30.2930	10.0630	13.2168	103.2122		
	S	98.700	82.901	73.420	74.567	83.610	65.774	78.061		
4	T	8.2462	24.6060	16.4670	30.2520	10.1200	13.3396	103.0308		
	S	99.385	82.823	74.695	74.668	83.139	65.168	78.198		
5	T	8.2354	24.2100	16.3350	30.1320	10.0490	13.0910	102.0524		
	S	99.515	84.178	75.298	74.966	83.726	66.406	78.948		
6	T	8.2370	24.2160	16.3440	30.1690	10.2340	13.1980	102.3980		
	S	99.496	84.157	75.257	74.874	82.213	65.867	78.681		
7	T	8.2630	24.9350	16.5730	30.2950			178.8910	86.6040	92.2870
	S	99.183	81.731	74.217	74.562			45.037	8.786	77.885
8	T		24.3790	16.5700				213.6194	117.1074	
	S		83.595	74.231				37.716	6.498	
9	T		25.8550	16.6930		10.1590	13.1413	108.4279		108.4279
	S		78.822	73.684		82.820	66.152	74.306		74.308
10	T	8.2567	24.3050	16.3050	30.6090	10.1210	13.0902	102.6869		
	S	99.258	83.849	75.437	73.797	83.130	66.410	78.460		
11	T	8.1668	24.0370	16.5770	30.3420	10.3410	13.4922	102.9560		
	S	100.351	84.784	74.199	74.447	81.362	64.431	78.255		
12	T	8.2938	26.2190	16.9330	30.4080			118.6739	25.4691	93.2048
	S	98.814	77.728	72.639	74.285			67.890	29.876	77.118

**Event:** MX-5 Global Challenge Open Test

**Track:** Mazda Raceway Laguna Seca

2.238 mile(s)

**Report:** Section Data Report

Battery Tender Global MX-5 Cup

**Session:** Test Session 2






October 12, 2017



Section Data for Car

Report Support Information

Section Legend	
Name	Length
SF to I1	0.227652 miles
I2 to I3	0.566098 miles
I3 to I4	0.341667 miles
I1 to I2	0.627462 miles
I4 to I5	0.233712 miles
I5 to SF	0.241477 miles
Lap	2.238000 miles
PI to SFP/PO	0.211364 miles
SFP/PO to SF	2.238068 miles
SF to PI	1.996591 miles
SFP/PO to I1	0.227652 miles
I4 to PI	0.233712 miles
SFP/PO to PI	1.996591 miles

Color Legend	
	Fastest Lap
	Section Under Caution
	Section Under Green
	Section Time Data
	Section Speed Data

