

Event: MX-5 Cup at Portland International Raceway

Round 9 / 10

Track: Portland International Raceway


1.964 mile(s)

Report: Section Data Report

Battery Tender Global MX-5 Cup

Session: Practice 2

August 31, 2018



Section Data for Car 01 - Reger, Nikko

Lap	T/S	I9 to I10	I10 to I11	I11 to SF	SF to I1	I1 to I2A	I2A to I2	I2 to I3	I3 to I4	I4 to I5	I5 to I6	I6 to I7	I7 to I8	I8 to I9	Lap	PI to PO
1	T	7.7248	9.1811	8.1380	2.1187	6.4737	3.6610	8.2973	6.3734	6.4103	9.9529	6.1830	5.6388	9.2669	89.4199	
	S	91.882	69.510	97.857	110.381	81.835	48.794	75.189	69.857	65.732	63.709	59.768	86.455	108.156	79.070	
2	T	7.7495	9.1736	8.1249	2.1253	6.3077	3.5058	8.1177	5.8088	6.0496	9.8334	6.1568	5.6347	9.3482	87.9360	
	S	91.589	69.567	98.015	110.038	83.988	50.955	76.852	76.647	69.651	64.483	60.022	86.517	107.216	80.404	
3	T	7.4021	9.0618	8.0975	2.1185	6.1441	3.5521	8.1862	5.9520	6.0750	9.6529	6.1858	5.6419	9.3715	87.4414	
	S	95.888	70.426	98.347	110.391	86.225	50.290	76.209	74.803	69.360	65.689	59.741	86.407	106.949	80.859	
4	T	7.5101	9.0876	8.1405	2.1313	6.2021	3.7181	8.4034	5.8756	6.1302	9.7085	6.2585	5.6368	9.3634	88.1661	
	S	94.509	70.226	97.827	109.728	85.418	48.045	74.239	75.776	68.736	65.313	59.047	86.485	107.042	80.194	
5	T	7.3540	9.0677	8.0795	2.1081	6.4183	3.5221	8.1719	6.0133	6.1840	9.7388	6.0648	5.6200	9.2396	87.5821	
	S	96.515	70.380	98.566	110.936	82.541	50.719	76.343	74.040	68.138	65.110	60.933	86.744	108.476	80.729	
6	T	8.4869	32.5686	8.8973	2.2476	6.9962	3.4985	8.1732	6.0328	6.2035	9.6698	6.2439	5.7176	9.5260	114.2619	
	S	83.632	19.595	89.506	104.050	75.723	51.061	76.330	73.801	67.924	65.574	59.185	85.263	105.214	61.879	
7	T	7.5365					4.0315	8.5157	6.7097	6.1929	9.9847	6.4768	5.8222	9.4851	330.4504	242.9766
	S	94.178					44.310	73.260	66.356	68.040	63.506	57.057	83.731	105.668	21.396	3.864
8	T	7.6799	9.1496	8.2525	2.1763	6.3663	3.5383	8.2513	5.9064	6.0309	9.9694	6.2631	5.7107	9.5211	88.8158	
	S	92.420	69.750	96.500	107.459	83.215	50.486	75.608	75.380	69.867	63.604	59.004	85.366	105.269	79.607	
9	T	7.4309	9.1259	8.2504	2.1760	6.4806	3.4953	8.1262	5.8772	6.0955	9.6765	6.1341	5.6613	9.4689	87.9988	
	S	95.516	69.931	96.524	107.474	81.747	51.108	76.772	75.755	69.127	65.529	60.244	86.111	105.849	80.347	
10	T	7.7856	9.2488	8.2267	2.1743	6.4466	3.5148	8.1681	5.9741	6.0562	9.6945	6.1211	5.6456	9.4456	88.5020	
	S	91.165	69.002	96.802	107.558	82.179	50.824	76.378	74.526	69.576	65.407	60.372	86.350	106.110	79.890	
11	T	7.5372	9.0823	8.1817	2.1529	6.3069	3.7993	10.2947	6.7172	6.1984	9.9754	6.0076	5.5812	9.2786	91.1134	
	S	94.169	70.267	97.335	108.627	83.999	47.018	60.600	66.282	67.979	63.565	61.513	87.347	108.020	77.600	
12	T	7.3916	8.9921	8.0451	2.0928	6.2355	3.5248	8.1130	5.8673	6.3502	9.6291	6.0463	5.5935	9.2284	87.1097	
	S	96.024	70.971	98.987	111.747	84.961	50.680	76.897	75.883	66.354	65.852	61.119	87.155	108.607	81.167	
13	T	7.4477					3.6346	8.1448	5.9694	6.1553	9.6730	6.1473	5.6486	9.4387	183.5233	97.2094
	S	95.301					49.149	76.597	74.585	68.455	65.553	60.115	86.305	106.188	38.526	9.658
14	T	7.4198	9.2562	8.2075	2.1617	6.4662	3.4535	8.1154	5.8928	6.0612	9.7697	6.2075	5.6603	9.4355	88.1073	
	S	95.659	68.946	97.029	108.185	81.930	51.726	76.874	75.554	69.518	64.904	59.532	86.126	106.224	80.248	
15	T	7.3600	9.1323	8.2049	2.1551	6.5848	3.4832	8.1058	5.9385	6.1707	9.5781	6.1862	5.6581	9.4431	88.0008	
	S	96.437	69.882	97.060	108.516	80.454	51.285	76.965	74.973	68.285	66.202	59.737	86.160	106.138	80.345	
16	T	7.5383														
	S	94.156														

Event: MX-5 Cup at Portland International Raceway

Round 9 / 10

Track: Portland International Raceway


1.964 mile(s)

Report: Section Data Report

Battery Tender Global MX-5 Cup

Session: Practice 2

August 31, 2018



Section Data for Car 01 - Reger, Nikko

Lap	T/SPO to SF	SF to PI
1	T 94.4264	
	S 73.275	
2	T	
	S	
3	T	
	S	
4	T	
	S	
5	T	
	S	
6	T 82.8294	
	S 75.747	
7	T 94.0355	
	S 73.580	
8	T	
	S	
9	T	
	S	
10	T	
	S	
11	T	
	S	
12	T 80.8518	
	S 77.600	
13	T 93.0265	
	S 74.378	
14	T	
	S	
15	T 82.3325	
	S 76.204	
16	T	
	S	

Event: MX-5 Cup at Portland International Raceway

Round 9 / 10

Track: Portland International Raceway

1.964 mile(s)

Report: Section Data Report

Battery Tender Global MX-5 Cup

Session: Practice 2

August 31, 2018



Section Data for Car 03 - Harrison, Ashton

Table with columns: Lap, T/S I9 to I10, I10 to I11, I11 to SF, SF to I1, I1 to I2A, I2A to I2, I2 to I3, I3 to I4, I4 to I5, I5 to I6, I6 to I7, I7 to I8, I8 to I9, Lap, PI to PO. Rows 1-19, each with T and S sub-rows.

Event: MX-5 Cup at Portland International Raceway

Round 9 / 10

Track: Portland International Raceway


1.964 mile(s)

Report: Section Data Report

Battery Tender Global MX-5 Cup

Session: Practice 2

August 31, 2018



Section Data for Car 03 - Harrison, Ashton

Lap	T/SPO to SF	SF to PI
1	T 96.3070	
	S 71.844	
2	T	
	S	
3	T	
	S	
4	T	
	S	
5	T	
	S	
6	T	
	S	
7	T 82.9004	
	S 75.682	
8	T 92.9662	
	S 74.426	
9	T	
	S	
10	T	
	S	
11	T	
	S	
12	T	
	S	
13	T	
	S	
14	T	
	S	
15	T	
	S	
16	T	
	S	
17	T	
	S	
18	T 86.0062	
	S 72.949	
19	T	
	S	

Event: MX-5 Cup at Portland International Raceway

Round 9 / 10

Track: Portland International Raceway

1.964 mile(s)

Report: Section Data Report

Battery Tender Global MX-5 Cup

Session: Practice 2

August 31, 2018



Section Data for Car 13 - Noaker, Robert (R)

Lap	T/S	I9 to I10	I10 to I11	I11 to SF	SF to I1	I1 to I2A	I2A to I2	I2 to I3	I3 to I4	I4 to I5	I5 to I6	I6 to I7	I7 to I8	I8 to I9	Lap	PI to PO
1	T	9.9470	9.7180	8.3153	2.1992	7.3707	3.7125	8.4140	6.0973	6.1972	10.0201	6.1127	5.7098	9.5818	93.3956	
	S	71.355	65.670	95.771	106.340	71.875	48.118	74.146	73.020	67.993	63.282	60.455	85.380	104.602	75.704	
2	T	7.8430	9.1876	8.2585	2.1786	6.7904	3.8100	8.4735	5.9349	6.2346	10.0733	6.0869	5.6610	9.4926	90.0249	
	S	90.498	69.461	96.430	107.346	78.018	46.886	73.625	75.018	67.585	62.948	60.712	86.116	105.585	78.538	
3	T	7.7850	9.1656	8.2468	2.1745	6.6514	3.5819	8.2412	5.8656	6.0627	9.7264	6.0903	5.6775	9.4810	88.7499	
	S	91.172	69.628	96.566	107.548	79.648	49.872	75.701	75.905	69.501	65.193	60.678	85.865	105.714	79.667	
4	T	7.6395	9.0985	8.2178	2.1634	6.5870	3.6236	8.2507	5.8422	6.0236	9.7689	6.0764	5.6550	9.3942	88.3408	
	S	92.908	70.141	96.907	108.100	80.427	49.298	75.613	76.209	69.952	64.909	60.817	86.207	106.691	80.035	
5	T	7.6086	9.1559	8.1505	2.1331	6.9723	3.9557	8.9028	6.5508	6.3436	9.9421	6.8978	5.9387	9.6537	92.2056	
	S	93.286	69.702	97.707	109.636	75.982	45.159	70.075	67.965	66.423	63.778	53.574	82.089	103.823	76.681	
6	T	7.7035	9.1826	8.2582	2.1727	6.6288	3.5558	8.2255	5.8707	6.0685	9.6481	6.0565	5.6918	9.4932	88.5559	
	S	92.136	69.499	96.433	107.637	79.920	50.238	75.845	75.839	69.435	65.722	61.016	85.650	105.578	79.841	
7	T	7.7460					3.6688	8.3847	6.1546	6.1863	9.8551	6.0232	5.6400	9.4559	342.6573	254.3799
	S	91.631					48.691	74.405	72.341	68.112	64.341	61.354	86.436	105.994	20.634	3.691
8	T	7.6846	9.2931	8.2205	2.1671	6.5657	3.5998	8.2743	5.9401	6.1044	9.7097	6.2256	5.7567	9.4828	89.0244	
	S	92.363	68.673	96.875	107.915	80.688	49.624	75.398	74.953	69.026	65.305	59.359	84.684	105.694	79.421	
9	T	7.8470					3.6096	8.2446	6.0040	6.1118	9.7258	6.0967	5.6750	9.4386	301.3028	216.3512
	S	90.451					49.489	75.669	74.155	68.943	65.197	60.614	85.903	106.189	23.466	4.340
10	T	8.0635	9.4683	8.1780	2.1360	6.6823	3.5972	8.2712	5.8245	6.0188	9.6692	6.0083	5.5864	9.3230	88.8267	
	S	88.023	67.402	97.379	109.487	79.280	49.660	75.426	76.440	70.008	65.578	61.506	87.266	107.505	79.598	
11	T	7.7386	9.1758	8.1992	2.1519	6.6886	3.4888	8.0689	5.8374	5.9912	9.6874	6.0838	5.6351	9.3714	88.1181	
	S	91.718	69.551	97.127	108.678	79.205	51.203	77.317	76.272	70.330	65.455	60.743	86.511	106.950	80.238	
12	T	7.5477	9.0962	8.1582	2.1439	6.7309	3.3931	8.0547	5.7959	5.9853	9.5878	6.2064	5.6073	9.3356	87.6430	
	S	94.038	70.159	97.615	109.083	78.708	52.647	77.453	76.818	70.400	66.135	59.543	86.940	107.360	80.673	
13	T	7.4957	9.1044	8.1429	2.1305	6.7416	3.3966	8.1279	5.8459	5.9837	9.7069	6.0868	5.6500	9.3540	87.7669	
	S	94.691	70.096	97.799	109.769	78.583	52.593	76.756	76.161	70.419	65.324	60.713	86.283	107.149	80.559	
14	T	7.5321	9.0425	8.1462	2.1363	6.6919	3.3883	8.0256	5.8375	6.0298	10.0895	6.9423	5.7748	9.8541	89.4909	
	S	94.233	70.576	97.759	109.471	79.166	52.722	77.734	76.270	69.880	62.847	53.231	84.419	101.711	79.007	
15	T	9.5274														
	S	74.498														

Event: MX-5 Cup at Portland International Raceway

Round 9 / 10

Track: Portland International Raceway

1.964 mile(s)

Report: Section Data Report

Battery Tender Global MX-5 Cup

Session: Practice 2

August 31, 2018



Section Data for Car 13 - Noaker, Robert (R)

Lap	T/SPO to SF	SF to PI
1	T 103.4987	
	S 66.852	
2	T	
	S	
3	T	
	S	
4	T	
	S	
5	T	
	S	
6	T	82.5681
	S	75.987
7	T 94.3191	
	S 73.358	
8	T	82.7299
	S	75.838
9	T 91.7577	
	S 75.406	
10	T	
	S	
11	T	
	S	
12	T	
	S	
13	T	
	S	
14	T	87.9103
	S	71.369
15	T	
	S	

Event: MX-5 Cup at Portland International Raceway

Round 9 / 10

Track: Portland International Raceway

1.964 mile(s)

Report: Section Data Report

Battery Tender Global MX-5 Cup

Session: Practice 2

August 31, 2018



Section Data for Car 17 - Lukazik(c), Albert (R)

Lap	T/S	I9 to I10	I10 to I11	I11 to SF	SF to I1	I1 to I2A	I2A to I2	I2 to I3	I3 to I4	I4 to I5	I5 to I6	I6 to I7	I7 to I8	I8 to I9	Lap	PI to PO
1	T	10.4571	10.6067	8.8645	2.3573	8.0013	4.1264	8.8908	6.6917	6.8975	10.6159	6.8429	6.0989	10.1750	100.6260	
	S	67.875	60.168	89.837	99.208	66.211	43.291	70.170	66.534	61.089	59.730	54.004	79.932	98.503	70.264	
2	T	9.1656	10.2580	8.6607	2.3205	7.6328	4.0184	8.7071	6.6157	6.8879	10.7356	6.7841	5.9802	10.2260	97.9926	
	S	77.439	62.213	91.951	100.782	69.407	44.455	71.650	67.299	61.174	59.064	54.472	81.519	98.012	72.152	
3	T	9.0546	10.2444	8.6795	2.2971	7.7272	3.9714	8.7321	6.6248	6.7321	11.4848	6.8172	6.0800	10.2912	98.7364	
	S	78.388	62.296	91.752	101.808	68.559	44.981	71.445	67.206	62.590	55.211	54.208	80.181	97.391	71.609	
4	T	8.9761	10.1999	8.6680	2.2919	22.3252	5.0001	9.1372	6.7891	6.6967	10.3175	6.9088	6.6210	11.0419	114.9734	
	S	79.074	62.567	91.874	102.039	23.730	35.727	68.277	65.580	62.921	61.458	53.489	73.629	90.770	61.496	
5	T	10.0477				9.6072	4.3686	9.1767	6.8908	7.1012	10.6594	6.7826	6.0311	10.1166	247.1244	115.0352
	S	70.640				55.143	40.891	67.983	64.612	59.337	59.487	54.484	80.831	99.072	28.611	8.162
6	T	9.0525	10.1868	8.7524	2.4094	7.7566	3.9833	8.8442	6.5753	6.6511	10.7198	6.6451	6.0260	10.2302	97.8327	
	S	78.406	62.648	90.988	97.063	68.300	44.846	70.539	67.712	63.352	59.151	55.612	80.899	97.972	72.270	
7	T	8.9378	10.1105	8.6341	2.2786	7.4509	3.9368	8.6998	6.9871	6.8576	11.6332	7.0176	6.1478	10.3518	99.0436	
	S	79.412	63.121	92.235	102.635	71.102	45.376	71.710	63.721	61.445	54.507	52.660	79.297	96.821	71.387	
8	T	8.9989	9.9679	9.3679	2.6692	7.8212	3.9102	8.9787	7.0684	7.2968	11.6015	6.6982	6.0597	10.8523	101.2909	
	S	78.873	64.024	85.010	87.616	67.735	45.685	69.483	62.988	57.746	54.656	55.171	80.450	92.356	69.803	
9	T	9.9218														
	S	71.537														

Event: MX-5 Cup at Portland International Raceway

Round 9 / 10

Track: Portland International Raceway


1.964 mile(s)

Report: Section Data Report

Battery Tender Global MX-5 Cup

Session: Practice 2

August 31, 2018



Section Data for Car 17 - Lukazik(c), Albert (R)

Lap	T/SPO to SF	SF to PI
1	T 109.5110	
	S 63.182	
2	T	
	S	
3	T	
	S	
4	T 146.3934	
	S 42.858	
5	T 100.8169	
	S 68.630	
6	T	
	S	
7	T	
	S	
8	T 97.3546	
	S 64.446	
9	T	
	S	



Event: MX-5 Cup at Portland International Raceway

Round 9 / 10

Track: Portland International Raceway


1.964 mile(s)

Report: Section Data Report

Battery Tender Global MX-5 Cup

Session: Practice 2

August 31, 2018



Section Data for Car 20 - Palermo(m), Hernan

Table with columns: Lap, T/S I9 to I10, I10 to I11, I11 to SF, SF to I1, I1 to I2A, I2A to I2, I2 to I3, I3 to I4, I4 to I5, I5 to I6, I6 to I7, I7 to I8, I8 to I9, Lap, PI to PO. Rows 1-19 showing lap times and splits.

Event: MX-5 Cup at Portland International Raceway

Round 9 / 10

Track: Portland International Raceway


1.964 mile(s)

Report: Section Data Report

Battery Tender Global MX-5 Cup

Session: Practice 2

August 31, 2018



Section Data for Car 20 - Palermo(m), Hernan

Lap	T/SPO to SF	SF to PI
1	T	93.5056
	S	73.997
2	T	
	S	
3	T	
	S	
4	T	
	S	
5	T	
	S	
6	T	83.6167
	S	75.034
7	T	93.4466
	S	74.043
8	T	
	S	
9	T	
	S	
10	T	
	S	
11	T	
	S	
12	T	
	S	
13	T	
	S	
14	T	
	S	
15	T	
	S	
16	T	
	S	
17	T	
	S	
18	T	81.6876
	S	76.806
19	T	
	S	

Event: MX-5 Cup at Portland International Raceway

Round 9 / 10

Track: Portland International Raceway

1.964 mile(s)

Report: Section Data Report

Battery Tender Global MX-5 Cup

Session: Practice 2

August 31, 2018



Section Data for Car 28 - Stout, Robert

Lap	T/S	I9 to I10	I10 to I11	I11 to SF	SF to I1	I1 to I2A	I2A to I2	I2 to I3	I3 to I4	I4 to I5	I5 to I6	I6 to I7	I7 to I8	I8 to I9	Lap	PI to PO
1	T	7.7086	9.1050	8.1348	2.1413	7.4890	3.8109	8.4018	5.8812	5.9854	10.3556	6.0733	5.6505	9.3974	90.1348	
	S	92.075	70.091	97.896	109.216	70.740	46.875	74.254	75.703	70.399	61.232	60.848	86.276	106.654	78.443	
2	T	7.4354	8.9707	8.0905	2.1211	6.3262	3.6946	8.3386	6.4252	6.3776	9.8529	6.6856	5.8111	9.4389	89.5684	
	S	95.459	71.141	98.432	110.256	83.743	48.351	74.816	69.294	66.069	64.356	55.275	83.891	106.185	78.939	
3	T	7.8686	9.0779	8.0898	2.1510	6.2387	3.6923	8.3156	5.7967	6.0828	9.7127	6.0888	5.6500	9.4398	88.2047	
	S	90.203	70.301	98.440	108.723	84.917	48.381	75.023	76.807	69.271	65.285	60.693	86.283	106.175	80.159	
4	T	7.3579	9.0709	8.2343	2.1560	6.3922	3.4491	8.1227	5.7643	6.0728	9.7190	6.1078	5.6193	9.4070	87.4733	
	S	96.464	70.355	96.713	108.471	82.878	51.792	76.805	77.239	69.385	65.242	60.504	86.755	106.545	80.829	
5	T	7.4326	9.0022	8.1641	2.1392	6.1575	3.4989	8.1435	6.0912	6.4493	9.7264	6.1398	5.6543	9.3752	87.9742	
	S	95.495	70.892	97.545	109.323	86.037	51.055	76.609	73.094	65.335	65.193	60.189	86.218	106.907	80.369	
6	T	7.3708	9.1058	8.2474	2.1632	6.3635	3.4790	8.1509	5.8115	6.0268	9.7753	6.2018	5.6492	9.4224	87.7676	
	S	96.295	70.085	96.559	108.110	83.252	51.347	76.539	76.611	69.915	64.867	59.587	86.295	106.371	80.558	
7	T	7.4739	9.1434	8.2468	2.1615	6.2529	3.4627	8.1303	5.7711	6.0834	9.6931	6.1333	5.6618	9.4952	87.7094	
	S	94.967	69.797	96.566	108.195	84.724	51.589	76.733	77.148	69.264	65.417	60.252	86.103	105.556	80.612	
8	T	7.3359	9.1440	8.2238	2.1592	6.2072	3.5526	8.2140	5.8166	6.0297	9.6945	6.2130	5.7480	9.6065	87.9450	
	S	96.753	69.792	96.836	108.310	85.348	50.283	75.951	76.544	69.881	65.407	59.479	84.812	104.333	80.396	
9	T	7.8284					3.8993	8.5288	6.1117	6.0533	9.7543	6.0826	5.7041	9.5832	454.3877	368.3743
	S	90.666					45.812	73.148	72.848	69.609	65.006	60.755	85.465	104.586	15.560	2.549
10	T	7.4809	9.0500	8.2780	2.1874	6.3529	3.5657	8.2780	5.7980	6.0486	9.6188	6.0774	5.6833	9.4998	87.9188	
	S	94.878	70.517	96.202	106.914	83.391	50.099	75.364	76.790	69.663	65.922	60.807	85.778	105.505	80.420	
11	T	7.5470	17.6772	9.3219	2.3061	6.6560	3.7098	8.3496	5.8841	6.0502	9.6288	6.3653	5.8271	9.5244	98.8475	
	S	94.047	36.102	85.429	101.411	79.593	48.153	74.718	75.666	69.645	65.854	58.056	83.661	105.232	71.528	
12	T	7.4218	9.0747	8.2265	2.1714	6.3226	3.4776	8.1195	5.8183	6.0740	9.6251	6.4319	6.0020	9.6071	88.3725	
	S	95.634	70.325	96.805	107.702	83.790	51.368	76.835	76.522	69.372	65.879	57.455	81.223	104.326	80.007	
13	T	7.7718	9.3365	8.2597	2.1770	6.4705	3.4131	8.0817	5.8353	6.1380	9.6059	6.0497	5.6377	9.4002	88.1771	
	S	91.327	68.353	96.416	107.425	81.875	52.338	77.195	76.299	68.648	66.011	61.085	86.471	106.622	80.184	
14	T	7.4312	9.0616	8.1885	2.1565	6.2896	3.4235	8.0928	5.8257	6.0509	9.5407	6.1240	5.6138	9.2843	87.0831	
	S	95.513	70.427	97.254	108.446	84.230	52.179	77.089	76.425	69.637	66.462	60.344	86.840	107.954	81.191	
15	T	7.4995	9.1205	8.1140	2.1314	6.2764	3.5219	8.2439	5.8144	6.0998	9.5880	6.1317	5.6714	9.4545	87.6674	
	S	94.643	69.972	98.147	109.723	84.407	50.722	75.676	76.573	69.078	66.134	60.268	85.958	106.010	80.650	
16	T	7.7848														
	S	91.174														

Event: MX-5 Cup at Portland International Raceway

Round 9 / 10

Track: Portland International Raceway


1.964 mile(s)

Report: Section Data Report

Battery Tender Global MX-5 Cup

Session: Practice 2

August 31, 2018



Section Data for Car 28 - Stout, Robert

Lap	T/SPO to SF	SF to PI
1	T 93.6684	
	S 73.868	
2	T	
	S	
3	T	
	S	
4	T	
	S	
5	T	
	S	
6	T	
	S	
7	T	
	S	
8	T	82.3943
	S	76.147
9	T 91.6693	
	S 75.479	
10	T	
	S	
11	T	
	S	
12	T	
	S	
13	T	
	S	
14	T	
	S	
15	T	83.3121
	S	75.308
16	T	
	S	

Event: MX-5 Cup at Portland International Raceway

Round 9 / 10

Track: Portland International Raceway


1.964 mile(s)

Report: Section Data Report

Battery Tender Global MX-5 Cup

Session: Practice 2

August 31, 2018



Section Data for Car 31 - Leal, Brooks (R)

Table with columns: Lap, T/S I9 to I10, I10 to I11, I11 to SF, SF to I1, I1 to I2A, I2A to I2, I2 to I3, I3 to I4, I4 to I5, I5 to I6, I6 to I7, I7 to I8, I8 to I9, Lap, PO to SF. Rows 1-19, each with T and S sub-rows.

Event: MX-5 Cup at Portland International Raceway

Round 9 / 10

Track: Portland International Raceway

1.964 mile(s)

Report: Section Data Report

Battery Tender Global MX-5 Cup

Session: Practice 2

August 31, 2018



Section Data for Car 31 - Leal, Brooks (R)

Lap	T/SF to PI
1	T
	S
2	T
	S
3	T
	S
4	T
	S
5	T
	S
6	T
	S
7	T
	S
8	T
	S
9	T
	S
10	T
	S
11	T
	S
12	T
	S
13	T
	S
14	T
	S
15	T
	S
16	T
	S
17	T
	S
18	T
	S
19	T
	S

Event: MX-5 Cup at Portland International Raceway

Round 9 / 10

Track: Portland International Raceway

1.964 mile(s)

Report: Section Data Report

Battery Tender Global MX-5 Cup

Session: Practice 2

August 31, 2018



Section Data for Car 31 - Leal, Brooks (R)

Lap	T/S	I9 to I10	I10 to I11	I11 to SF	SF to I1	I1 to I2A	I2A to I2	I2 to I3	I3 to I4	I4 to I5	I5 to I6	I6 to I7	I7 to I8	I8 to I9	Lap	PO to SF
20	T	7.9018	9.1541	8.1866	2.1366	6.4335	3.5036	8.1267	5.9836	6.1458	9.6302	6.0860	5.6077	9.2880	88.1842	
	S	89.824	69.715	97.276	109.456	82.346	50.987	76.767	74.408	68.561	65.844	60.721	86.934	107.911	80.178	
21	T	8.2522														
	S	86.010														

**Event:** MX-5 Cup at Portland International Raceway

**Round 9 / 10**

**Track:** Portland International Raceway


**1.964 mile(s)**

**Report:** Section Data Report

**Battery Tender Global MX-5 Cup**

**Session:** Practice 2

**August 31, 2018**



**Section Data for Car 31 - Leal, Brooks (R)**

Lap	T/SF to PI	
20	T	83.6105
	S	75.040
21	T	
	S	



Event: MX-5 Cup at Portland International Raceway

Round 9 / 10

Track: Portland International Raceway

1.964 mile(s)

Report: Section Data Report

Battery Tender Global MX-5 Cup

Session: Practice 2

August 31, 2018



Section Data for Car 33 - Bachoura(m), Alex

Table with columns: Lap, T/S I9 to I10, I10 to I11, I11 to SF, SF to I1, I1 to I2A, I2A to I2, I2 to I3, I3 to I4, I4 to I5, I5 to I6, I6 to I7, I7 to I8, I8 to I9, Lap, PO to SF. Rows 1-19, each with T and S sub-rows.

Event: MX-5 Cup at Portland International Raceway

Round 9 / 10

Track: Portland International Raceway


1.964 mile(s)

Report: Section Data Report

Battery Tender Global MX-5 Cup

Session: Practice 2

August 31, 2018



Section Data for Car 33 - Bachoura(m), Alex

Lap	T/SF to PI
1	T
	S
2	T
	S
3	T
	S
4	T
	S
5	T
	S
6	T
	S
7	T
	S
8	T
	S
9	T
	S
10	T
	S
11	T
	S
12	T
	S
13	T
	S
14	T
	S
15	T
	S
16	T
	S
17	T
	S
18	T
	S
19	T
	S

Event: MX-5 Cup at Portland International Raceway

Round 9 / 10

Track: Portland International Raceway

1.964 mile(s)

Report: Section Data Report

Battery Tender Global MX-5 Cup

Session: Practice 2

August 31, 2018



Section Data for Car 33 - Bachoura(m), Alex

Lap	T/S	I9 to I10	I10 to I11	I11 to SF	SF to I1	I1 to I2A	I2A to I2	I2 to I3	I3 to I4	I4 to I5	I5 to I6	I6 to I7	I7 to I8	I8 to I9	Lap	PO to SF
20	T	8.1819	9.1225	8.1569	2.1721	6.7013	3.4819	8.0673	5.9732	6.0804	9.5430	6.1659	5.6299	9.4905	88.7668	
	S	86.749	69.957	97.631	107.667	79.055	51.304	77.332	74.537	69.299	66.446	59.934	86.591	105.608	79.651	
21	T	9.2634														
	S	76.621														

**Event:** MX-5 Cup at Portland International Raceway

**Round 9 / 10**

**Track:** Portland International Raceway

**1.964 mile(s)**

**Report:** Section Data Report

**Battery Tender Global MX-5 Cup**

**Session:** Practice 2

**August 31, 2018**



**Section Data for Car 33 - Bachoura(m), Alex**

Lap	T/SF to PI	
20	T	84.6300
	S	74.136
21	T	
	S	

Event: MX-5 Cup at Portland International Raceway

Round 9 / 10

Track: Portland International Raceway


1.964 mile(s)

Report: Section Data Report

Battery Tender Global MX-5 Cup

Session: Practice 2

August 31, 2018



Section Data for Car 34 - Bickers, Joey

Lap	T/S	I9 to I10	I10 to I11	I11 to SF	SF to I1	I1 to I2A	I2A to I2	I2 to I3	I3 to I4	I4 to I5	I5 to I6	I6 to I7	I7 to I8	I8 to I9	Lap	PI to PO
1	T	7.5687	9.0658	8.2394	2.1677	6.4947	3.6398	8.2142	5.9401	6.2743	9.9167	6.0360	5.6347	9.4859	88.6780	
	S	93.777	70.394	96.653	107.886	81.570	49.079	75.949	74.953	67.157	63.942	61.224	86.517	105.659	79.731	
2	T	7.4971	8.9622	8.1673	2.1400	6.3629	3.7253	8.4110	5.9052	6.1204	16.8242	6.3647	5.8796	9.6435	96.0034	
	S	94.673	71.208	97.506	109.282	83.260	47.952	74.172	75.396	68.846	37.689	58.062	82.914	103.932	73.647	
3	T	7.6451	9.0352	8.2402	2.1655	6.4014	3.5529	8.1006	5.8344	6.1115	9.5570	6.1229	5.6733	9.4406	87.8806	
	S	92.840	70.633	96.644	107.995	82.759	50.279	77.014	76.311	68.946	66.348	60.355	85.929	106.166	80.455	
4	T	7.5214	9.1648	8.3151	2.1831	6.3316	3.4869	8.1429	5.7779	6.0255	9.5641	6.1036	5.6425	9.4156	87.6750	
	S	94.367	69.634	95.773	107.125	83.671	51.231	76.614	77.057	69.930	66.299	60.545	86.398	106.448	80.643	
5	T	7.3040	8.9100	8.1360	2.1655	6.4204	3.6157	8.1546	5.8291	6.1236	9.6368	6.0012	5.6449	9.5160	87.4578	
	S	97.176	71.625	97.881	107.995	82.514	49.406	76.505	76.380	68.810	65.799	61.579	86.361	105.325	80.844	
6	T	7.5056	9.0648	8.2520	2.1644	6.2810	3.4928	8.0681	5.8256	6.1317	9.4080	6.0822	5.6521	9.4342	87.3625	
	S	94.566	70.402	96.506	108.050	84.345	51.144	77.325	76.426	68.719	67.399	60.759	86.251	106.238	80.932	
7	T	7.4888	9.0280	8.2230	2.1594	6.1956	3.5535	8.1426	5.9002	6.1632	9.4630	5.9686	5.6296	9.4315	87.3470	
	S	94.778	70.689	96.846	108.300	85.508	50.271	76.617	75.460	68.368	67.007	61.915	86.596	106.269	80.946	
8	T	7.4049	8.9667	8.1426	2.1444	6.1534	3.4664	8.0661	5.9842	6.1157	9.4961	6.0828	5.6447	9.4288	87.0968	
	S	95.852	71.172	97.802	109.058	86.094	51.534	77.344	74.400	68.899	66.774	60.753	86.364	106.299	81.179	
9	T	7.3297	8.9927	8.1233	2.1274	6.3503	3.4896	8.1666	6.1989	6.2496	9.5971	6.5309	5.7250	9.3427	88.2238	
	S	96.835	70.967	98.034	109.929	83.425	51.191	76.392	71.824	67.422	66.071	56.584	85.153	107.279	80.142	
10	T	8.4293					3.7384	8.3886	5.9454	6.1243	9.8048	5.9897	5.6745	9.5634	374.0333	288.1353
	S	84.203					47.784	74.370	74.886	68.802	64.671	61.697	85.911	104.803	18.903	3.258
11	T	7.4199	8.9608	8.2586	2.1888	6.3577	3.4469	8.0984	5.7588	6.1092	9.4396	6.0308	5.6204	9.4536	87.1435	
	S	95.658	71.219	96.428	106.846	83.328	51.825	77.035	77.313	68.972	67.173	61.276	86.738	106.020	81.135	
12	T	7.5018	8.9485	8.1428	2.1372	6.2579	3.5113	8.1140	6.0417	6.1214	9.3596	6.0672	5.6037	9.4021	87.2092	
	S	94.614	71.317	97.800	109.425	84.657	50.875	76.887	73.692	68.835	67.748	60.909	86.996	106.601	81.074	
13	T	7.2928	9.0191	8.1660	2.1536	6.3858	3.4771	8.0747	5.8377	6.0685	9.4253	5.9871	5.6212	9.3690	86.8779	
	S	97.325	70.759	97.522	108.592	82.961	51.375	77.262	76.268	69.435	67.275	61.724	86.725	106.978	81.383	
14	T	7.3910	9.0262	8.1473	2.1459	6.1541	3.5025	8.1041	5.9089	6.1188	9.5108	6.2260	5.5869	9.4070	87.2295	
	S	96.032	70.703	97.746	108.982	86.085	51.003	76.981	75.349	68.864	66.671	59.355	87.258	106.545	81.055	
15	T	9.1290	9.1561	8.2086	2.1942	6.2887	3.4324	8.1581	5.8413	6.5148	10.1030	6.0727	5.6625	9.4807	90.2421	
	S	77.749	69.700	97.016	106.583	84.242	52.044	76.472	76.221	64.678	62.763	60.854	86.093	105.717	78.349	
16	T	7.4346	9.1172	8.2726	2.1850	6.3693	3.7036	8.2435	5.8851	6.0894	9.4544	5.9701	5.6095	9.4545	87.7888	
	S	95.469	69.998	96.265	107.031	83.176	48.233	75.679	75.653	69.196	67.068	61.899	86.906	106.010	80.539	
17	T	7.6777	9.1420	8.2292	2.1792	6.4408	3.4780	8.1593	5.9174	6.2321	9.4331	5.9795	5.6289	9.4188		
	S	92.446	69.808	96.773	107.316	82.253	51.362	76.460	75.240	67.612	67.220	61.802	86.607	106.412		

Event: MX-5 Cup at Portland International Raceway

Round 9 / 10

Track: Portland International Raceway

1.964 mile(s)

Report: Section Data Report

Battery Tender Global MX-5 Cup

Session: Practice 2

August 31, 2018



Section Data for Car 34 - Bickers, Joey

Lap	T/SPO to SF	SF to PI
1	T	95.8749
	S	72.168
2	T	
	S	
3	T	
	S	
4	T	
	S	
5	T	
	S	
6	T	
	S	
7	T	
	S	
8	T	
	S	
9	T	83.6275
	S	75.024
10	T	90.6879
	S	76.296
11	T	
	S	
12	T	
	S	
13	T	
	S	
14	T	
	S	
15	T	
	S	
16	T	
	S	
17	T	84.2524
	S	74.468

Event: MX-5 Cup at Portland International Raceway

Round 9 / 10

Track: Portland International Raceway

1.964 mile(s)

Report: Section Data Report

Battery Tender Global MX-5 Cup

Session: Practice 2

August 31, 2018



Section Data for Car 4 - Ortiz, Bryan

Lap	T/S	I9 to I10	I10 to I11	I11 to SF	SF to I1	I1 to I2A	I2A to I2	I2 to I3	I3 to I4	I4 to I5	I5 to I6	I6 to I7	I7 to I8	I8 to I9	Lap	PI to PO
1	T	7.5359	9.0539	8.1047	2.1215	6.6153	3.6402	8.2198	6.5528	6.3785	10.0216	6.1432	5.6099	9.3548	89.3521	
	S	94.186	70.487	98.259	110.235	80.083	49.073	75.898	67.945	66.060	63.272	60.155	86.900	107.140	79.130	
2	T	7.5438	9.0694	8.1727	2.1581	6.3878	3.4345	8.0522	5.7807	5.9969	9.6540	6.0935	5.6361	9.2984	87.2781	
	S	94.087	70.366	97.442	108.366	82.935	52.012	77.477	77.020	70.264	65.682	60.646	86.496	107.790	81.010	
3	T	7.4548	9.0365	8.0017	2.0968	6.3101	3.4907	8.1024	5.8405	6.1540	9.5389	6.0901	5.5833	9.3120	87.0118	
	S	95.210	70.623	99.524	111.534	83.956	51.175	76.997	76.231	68.470	66.474	60.680	87.314	107.632	81.258	
4	T	7.3752	9.0614	8.0851	2.0994	6.2743	3.8053	8.4106	6.1251	6.2309	9.8415	6.0696	5.5442	9.1808	88.1034	
	S	96.238	70.429	98.498	111.395	84.435	46.944	74.176	72.689	67.625	64.430	60.885	87.930	109.171	80.251	
5	T	7.4635	9.0284	8.1190	2.1219	6.4652	3.4262	8.0316	5.8913	6.2087	9.5088	6.1059	5.6790	9.2607	87.3102	
	S	95.099	70.686	98.086	110.214	81.942	52.138	77.676	75.574	67.867	66.685	60.523	85.843	108.229	80.980	
6	T	8.8836					3.5947	8.2819	5.9540	6.1264	9.6938	6.0379	5.6625	9.4806	318.7618	232.6400
	S	79.897					49.694	75.329	74.778	68.778	65.412	61.204	86.093	105.718	22.181	4.036
7	T	7.5014	9.0134	8.1823	2.1353	6.2273	3.6409	8.3768	5.7745	6.0766	9.5217	6.1150	5.7021	9.5392	87.8065	
	S	94.619	70.804	97.328	109.523	85.073	49.064	74.475	77.102	69.342	66.594	60.433	85.495	105.069	80.523	
8	T	7.5071	9.0214	8.2097	2.1651	6.5832	3.4569	8.1073	5.8680	6.0513	9.5927	6.1766	5.6889	9.4863	87.9145	
	S	94.547	70.741	97.003	108.015	80.473	51.675	76.951	75.874	69.632	66.101	59.830	85.693	105.655	80.424	
9	T	7.4985	9.1112	8.1862	2.1420	6.3624	3.6399	8.2277	5.8837	6.2074	9.6495	6.0924	5.6272	9.3362	87.9643	
	S	94.655	70.044	97.281	109.180	83.266	49.077	75.825	75.671	67.881	65.712	60.657	86.633	107.353	80.378	
10	T	7.7074	9.0671	8.2098	2.1732	6.5595	3.5639	8.2756	5.9140	6.1097	9.6841	6.0050	5.6249	9.4999	88.3941	
	S	92.090	70.384	97.002	107.613	80.764	50.124	75.386	75.284	68.966	65.478	61.540	86.668	105.504	79.987	
11	T	7.7016					3.6070	8.2227	5.8672	6.3229	9.5204	6.0059	5.5884	9.4153	363.6545	278.3699
	S	92.159					49.525	75.871	75.884	66.641	66.603	61.530	87.234	106.451	19.443	3.373
12	T	7.5706	9.0667	8.2226	2.1728	6.4569	3.4571	8.1252	6.0593	6.1208	9.4912	6.0151	5.6490	9.4225	87.8298	
	S	93.754	70.387	96.851	107.632	82.048	51.672	76.781	73.478	68.841	66.808	61.436	86.298	106.370	80.501	
13	T	7.5275	9.0432	8.1743	2.1599	6.4694	3.4916	8.1995	5.8681	6.0875	9.5916	6.0568	5.6594	9.4957	87.8245	
	S	94.291	70.570	97.423	108.275	81.889	51.162	76.086	75.872	69.218	66.109	61.013	86.140	105.550	80.506	
14	T	8.4270														
	S	84.226														

Event: MX-5 Cup at Portland International Raceway

Round 9 / 10

Track: Portland International Raceway

1.964 mile(s)

Report: Section Data Report

Battery Tender Global MX-5 Cup

Session: Practice 2

August 31, 2018



Section Data for Car 4 - Ortiz, Bryan

Lap	T/SPO to SF	SF to PI
1	T 92.6640	
	S 74.669	
2	T	
	S	
3	T	
	S	
4	T	
	S	
5	T	82.9910
	S	75.600
6	T 90.5272	
	S 76.431	
7	T	
	S	
8	T	
	S	
9	T	
	S	
10	T	83.0415
	S	75.554
11	T 90.5128	
	S 76.443	
12	T	
	S	
13	T	83.5864
	S	75.061
14	T	
	S	



Event: MX-5 Cup at Portland International Raceway

Round 9 / 10

Track: Portland International Raceway

1.964 mile(s)

Report: Section Data Report

Battery Tender Global MX-5 Cup

Session: Practice 2

August 31, 2018



Section Data for Car 44 - Allison, Austin (R)

Lap	T/S	I9 to I10	I10 to I11	I11 to SF	SF to I1	I1 to I2A	I2A to I2	I2 to I3	I3 to I4	I4 to I5	I5 to I6	I6 to I7	I7 to I8	I8 to I9	Lap	PI to PO
1	T	8.0974	9.1788	8.2863	2.1726	6.5901	3.8203	8.4679	6.0126	6.2957	9.7839	6.0898	5.6459	9.4664	89.9077	
	S	87.654	69.528	96.106	107.642	80.389	46.760	73.674	74.049	66.929	64.810	60.683	86.346	105.877	78.641	
2	T	7.6247	9.0614	8.1828	2.1547	6.2537	3.6339	8.3946	5.9943	6.3572	9.6432	6.1572	5.6250	9.3897	88.4724	
	S	93.089	70.429	97.322	108.537	84.713	49.158	74.317	74.275	66.281	65.755	60.018	86.667	106.742	79.916	
3	T	7.5234	9.1423	8.3601	2.1857	6.5111	3.6819	8.3286	6.0977	6.2434	9.5160	6.2287	5.6001	9.3461	88.7651	
	S	94.342	69.805	95.258	106.997	81.365	48.517	74.906	73.016	67.489	66.634	59.329	87.052	107.240	79.653	
4	T	7.6993	9.1366	8.1829	2.1210	6.5216	3.9889	8.3846	6.0202	6.2315	9.8284	6.0525	5.6117	9.4406	89.2198	
	S	92.187	69.849	97.320	110.261	81.234	44.783	74.406	73.956	67.618	64.516	61.057	86.872	106.166	79.247	
5	T	7.8977	9.0411	8.0973	2.1110	6.4686	3.5781	8.6940	5.9298	6.1158	9.7952	6.1138	5.7096	9.4276	88.9796	
	S	89.871	70.587	98.349	110.783	81.899	49.925	71.758	75.083	68.898	64.735	60.444	85.383	106.313	79.461	
6	T	8.8436	9.4509	8.2455	2.1551	6.4442	3.5906	8.3333	5.9769	6.0446	9.9639	6.3596	5.9305	9.5273	90.8660	
	S	80.258	67.526	96.582	108.516	82.209	49.751	74.864	74.491	69.709	63.639	58.108	82.202	105.200	77.811	
7	T	8.1901	9.2314	8.1222	2.1125	6.4556	3.7878	8.4525	6.0696	6.3281	9.7353	6.0635	5.6441	9.4326	89.6253	
	S	86.662	69.132	98.048	110.705	82.064	47.161	73.808	73.354	66.586	65.133	60.946	86.373	106.256	78.888	
8	T	7.6652					3.7993	8.5229	5.9533	6.2254	9.6459	6.1275	5.7076	9.5308	200.3961	115.0778
	S	92.597					47.018	73.199	74.787	67.685	65.737	60.309	85.412	105.161	35.282	8.159
9	T	7.5341	9.1394	8.2731	2.1643	6.3840	3.6298	8.4081	5.9232	6.2058	9.6650	6.1881	5.6602	9.4339	88.6090	
	S	94.208	69.828	96.259	108.055	82.984	49.214	74.198	75.167	67.898	65.607	59.719	86.128	106.242	79.793	
10	T	8.4458	9.3300	8.2351	2.1506	6.3868	3.5538	8.4138	6.2731	6.8379	13.1256	6.0593	5.6764	9.4213	93.9095	
	S	84.039	68.401	96.704	108.743	82.948	50.266	74.148	70.974	61.622	48.309	60.988	85.882	106.384	75.290	
11	T	7.6429	9.2215	8.2841	2.1638	6.3700	3.6430	8.3662	6.0291	6.2064	9.5621	6.0336	5.5973	9.3257	88.4457	
	S	92.867	69.206	96.132	108.080	83.167	49.036	74.570	73.846	67.892	66.313	61.248	87.096	107.474	79.941	
12	T	7.6171	9.1147	8.1983	2.1282	6.2025	3.8787	10.5395	7.9219	8.7675	16.4831	7.1487	5.9231	9.6041	103.5274	
	S	93.181	70.017	97.138	109.888	85.413	46.056	59.193	56.202	48.060	38.469	51.694	82.305	104.359	68.295	
13	T	7.5013	9.0098	8.1923	2.1501	6.3555	3.6184	8.4137	5.9318	6.1319	9.5655	6.1439	5.6400	9.3575	88.0117	
	S	94.620	70.832	97.209	108.769	83.357	49.369	74.149	75.058	68.717	66.289	60.148	86.436	107.109	80.335	
14	T	7.5762	9.1953	8.2557	2.1682	6.2963	3.6387	9.5038	6.1429	6.1705	9.5906	6.2311	5.6288	9.3525	89.7506	
	S	93.685	69.403	96.462	107.861	84.140	49.093	65.644	72.478	68.287	66.116	59.307	86.608	107.166	78.778	
15	T	7.6491	9.1805	8.2639	2.1565	6.3759	3.5301	8.2798	5.9329	6.3610	9.7555	6.1334	5.6938	9.4582	88.7706	
	S	92.792	69.515	96.367	108.446	83.090	50.604	75.348	75.044	66.242	64.998	60.251	85.619	105.969	79.648	
16	T	7.8559	9.1537	8.1349	2.1323	6.4004	3.7398	8.4194	6.2693	6.2883	10.1113	6.0768	5.7785	9.6154	89.9760	
	S	90.349	69.718	97.895	109.677	82.772	47.766	74.098	71.017	67.008	62.711	60.813	84.364	104.236	78.581	
17	T	8.0149														
	S	88.557														

Event: MX-5 Cup at Portland International Raceway

Round 9 / 10

Track: Portland International Raceway


1.964 mile(s)

Report: Section Data Report

Battery Tender Global MX-5 Cup

Session: Practice 2

August 31, 2018



Section Data for Car 44 - Allison, Austin (R)

Lap	T/SPO to SF	SF to PI
1	T 98.9187	
	S 69.947	
2	T	
	S	
3	T	
	S	
4	T	
	S	
5	T	
	S	
6	T	
	S	
7	T 83.2339	
	S 75.379	
8	T 91.1126	
	S 75.940	
9	T	
	S	
10	T	
	S	
11	T	
	S	
12	T	
	S	
13	T	
	S	
14	T	
	S	
15	T	
	S	
16	T 84.4345	
	S 74.307	
17	T	
	S	

Event: MX-5 Cup at Portland International Raceway

Round 9 / 10

Track: Portland International Raceway

1.964 mile(s)

Report: Section Data Report

Battery Tender Global MX-5 Cup

Session: Practice 2

August 31, 2018



Section Data for Car 48 - Lee(m), Zach

Lap	T/S	I9 to I10	I10 to I11	I11 to SF	SF to I1	I1 to I2A	I2A to I2	I2 to I3	I3 to I4	I4 to I5	I5 to I6	I6 to I7	I7 to I8	I8 to I9	Lap	PI to PO
1	T	8.5426	9.2860	8.2684	2.1659	6.6295	3.8916	8.3032	5.9702	6.1704	9.9128	6.0905	5.6388	9.3414	90.2113	
	S	83.086	68.725	96.314	107.975	79.911	45.903	75.135	74.575	68.288	63.967	60.676	86.455	107.294	78.376	
2	T	7.6106	9.1228	8.0867	2.1039	6.8014	3.6108	8.1603	5.9683	6.2400	9.8376	6.0589	5.5418	9.1973	88.3404	
	S	93.261	69.955	98.478	111.157	77.892	49.473	76.451	74.599	67.526	64.456	60.992	87.968	108.975	80.036	
3	T	7.5492	9.0683	8.0265	2.0898	6.3651	3.5898	8.1078	5.9600	6.0088	9.9309	6.0913	5.5736	9.2242	87.5853	
	S	94.020	70.375	99.217	111.907	83.231	49.762	76.946	74.703	70.124	63.850	60.668	87.466	108.657	80.726	
4	T	7.6782	9.0313	8.0701	2.0855	6.4782	3.6961	8.2556	6.3458	6.3636	9.9152	6.2202	5.6209	9.4279	89.1886	
	S	92.440	70.663	98.681	112.138	81.778	48.331	75.569	70.161	66.215	63.951	59.411	86.730	106.309	79.275	
5	T	7.8858	9.1084	8.1558	2.1312	6.4243	3.5284	8.1016	7.7155	6.5229	10.4105	6.0363	5.5699	9.2907	90.8813	
	S	90.006	70.065	97.644	109.733	82.464	50.628	77.005	57.706	64.598	60.909	61.221	87.524	107.879	77.798	
6	T	7.8009	9.3045	8.1962	2.1242	6.5917	3.4713	8.1702	5.9416	6.2585	9.6724	6.1795	5.6619	9.3813	88.7542	
	S	90.986	68.589	97.163	110.095	80.370	51.461	76.358	74.934	67.327	65.557	59.802	86.102	106.837	79.663	
7	T	7.5847	9.0448	8.1142	2.1143	6.4871	3.4313	7.9846	6.3799	6.1123	9.6428	6.1511	5.6984	9.3936	88.1391	
	S	93.580	70.558	98.144	110.610	81.666	52.061	78.133	69.786	68.937	65.758	60.078	85.550	106.697	80.219	
8	T	7.4436	9.2455	8.1454	2.1256	6.3322	3.5197	8.1003	21.3322	6.9217	9.6831	7.9203	6.3972	10.5302	107.6970	
	S	95.353	69.026	97.769	110.022	83.663	50.753	77.017	20.871	60.876	65.484	46.658	76.205	95.181	65.651	
9	T	8.7033					3.7741	8.4475	6.1004	6.2242	9.6727	6.2008	5.6693	9.5151	382.6794	296.3481
	S	81.552					47.332	73.852	72.983	67.698	65.555	59.596	85.989	105.335	18.476	3.168
10	T	7.5925	9.2026	8.2598	2.1828	6.8550	3.5508	8.1970	6.0531	6.0078	9.7624	6.0031	5.6058	9.3963	88.6690	
	S	93.483	69.348	96.414	107.139	77.283	50.309	76.109	73.554	70.136	64.952	61.559	86.964	106.667	79.739	
11	T	7.6027	9.1006	8.2072	2.1651	6.6406	3.4550	8.0476	5.9968	6.0431	9.6727	6.1879	5.6919	9.4229	88.2341	
	S	93.358	70.125	97.032	108.015	79.778	51.704	77.522	74.244	69.726	65.555	59.721	85.648	106.366	80.132	
12	T	9.9813	9.6879	8.2251	2.1487	6.5307	3.3596	7.9582	5.8342	6.0080	9.6999	5.9796	5.5965	9.2561	90.2658	
	S	71.110	65.874	96.821	108.840	81.120	53.172	78.393	76.313	70.134	65.371	61.801	87.108	108.282	78.329	
13	T	7.6310	9.1557	8.1365	2.1330	6.4860	3.5722	8.0808	6.0118	6.0228	9.5944	6.2793	5.6855	9.3460	88.1350	
	S	93.012	69.703	97.875	109.641	81.679	50.007	77.203	74.059	69.961	66.090	58.851	85.744	107.241	80.222	
14	T	7.8184	9.0759	8.1517	2.1417	6.5228	3.3631	7.9722	5.9260	6.1477	9.4893	6.4695	5.6100	9.3276	88.0159	
	S	90.782	70.316	97.693	109.195	81.219	53.117	78.255	75.131	68.540	66.822	57.121	86.898	107.452	80.331	
15	T	7.5649	9.0913	8.1403	2.1370	6.3984	3.4506	8.0061	5.9206	6.0464	9.5577	6.1616	5.6055	9.2661	87.3465	
	S	93.824	70.197	97.830	109.435	82.798	51.770	77.924	75.200	69.688	66.343	59.976	86.968	108.166	80.947	
16	T	7.5851	9.1376	8.2832	2.1384	6.5799	3.3930	8.0507	5.9874	6.0408	9.7366	7.0932	5.8177	9.4760	89.3196	
	S	93.575	69.841	96.142	109.364	80.514	52.649	77.492	74.361	69.753	65.124	52.099	83.796	105.770	79.158	
17	T	7.8413														
	S	90.517														

Event: MX-5 Cup at Portland International Raceway

Round 9 / 10

Track: Portland International Raceway


1.964 mile(s)

Report: Section Data Report

Battery Tender Global MX-5 Cup

Session: Practice 2

August 31, 2018



Section Data for Car 48 - Lee(m), Zach

Lap	T/SPO to SF	SF to PI
1	T 96.0577	
	S 72.031	
2	T	
	S	
3	T	
	S	
4	T	
	S	
5	T	
	S	
6	T	
	S	
7	T	
	S	
8	T 102.4701	
	S 61.229	
9	T 91.7786	
	S 75.389	
10	T	
	S	
11	T	
	S	
12	T	
	S	
13	T	
	S	
14	T	
	S	
15	T	
	S	
16	T 85.4227	
	S 73.448	
17	T	
	S	

Event: MX-5 Cup at Portland International Raceway

Round 9 / 10

Track: Portland International Raceway


1.964 mile(s)

Report: Section Data Report

Battery Tender Global MX-5 Cup

Session: Practice 2

August 31, 2018



Section Data for Car 53 - Jensen(m), Keith

Lap	T/S	I9 to I10	I10 to I11	I11 to SF	SF to I1	I1 to I2A	I2A to I2	I2 to I3	I3 to I4	I4 to I5	I5 to I6	I6 to I7	I7 to I8	I8 to I9	Lap	PI to PO
1	T	7.8005	9.4637	8.5081	2.2270	6.4778	4.1881	8.7569	6.0616	6.0728	9.8372	6.2050	5.7292	9.5880	90.9159	
	S	90.991	67.435	93.601	105.013	81.783	42.653	71.243	73.450	69.385	64.458	59.556	85.090	104.534	77.769	
2	T	7.8132	9.1228	8.2823	2.1958	6.3654	3.5950	8.1829	5.8414	6.0829	10.0046	6.0850	5.6822	9.5381	88.7916	
	S	90.843	69.955	96.152	106.505	83.227	49.690	76.240	76.219	69.270	63.380	60.731	85.794	105.081	79.629	
3	T	8.9496	10.5386	8.2791	2.1536	6.3666	3.5058	8.1549	5.9001	6.1291	9.8566	6.0516	5.5961	9.3938	90.8755	
	S	79.308	60.557	96.190	108.592	83.211	50.955	76.502	75.461	68.748	64.332	61.066	87.114	106.695	77.803	
4	T	7.6671	9.0265	8.0784	2.1023	6.2627	4.0462	8.3454	6.1924	6.0758	9.7549	6.4344	5.8896	9.6988	89.5745	
	S	92.574	70.701	98.579	111.242	84.592	44.149	74.755	71.899	69.351	65.002	57.433	82.773	103.340	78.933	
5	T	8.4976	9.1996	8.2666	2.1477	6.9111	3.5425	8.1284	6.0418	6.1050	9.8539	6.2172	5.7772	9.4516	90.1402	
	S	83.526	69.371	96.335	108.890	76.655	50.427	76.751	73.691	69.019	64.349	59.439	84.383	106.043	78.438	
6	T	7.9043	9.2119	8.3040	2.1908	6.4327	3.5483	8.2315	5.8948	6.1522	9.7504	6.2287	5.8013	9.6407	89.2916	
	S	89.796	69.278	95.901	106.748	82.356	50.344	75.790	75.529	68.490	65.032	59.329	84.033	103.963	79.183	
7	T	7.8112	9.0980	8.2772	2.1792	6.4835	3.4384	8.0670	5.8556	6.1336	10.0852	6.0167	5.6316	9.5244	88.6016	
	S	90.866	70.145	96.212	107.316	81.711	51.953	77.335	76.034	68.698	62.873	61.420	86.565	105.232	79.800	
8	T	7.6018	9.3175	8.3645	2.1949	6.5757	3.5421	8.1722	5.8609	6.0972	9.7996	6.0954	5.7894	9.5400	88.9512	
	S	93.369	68.493	95.208	106.549	80.565	50.432	76.340	75.966	69.108	64.706	60.627	84.206	105.060	79.486	
9	T	7.5249	9.1650	8.2771	2.1838	6.4514	3.5695	8.2929	6.0192	6.2035	9.6269	6.0414	5.7163	9.4098	88.4817	
	S	94.323	69.632	96.213	107.090	82.117	50.045	75.229	73.968	67.924	65.867	61.169	85.282	106.514	79.908	
10	T	7.6812	9.1616	8.1241	2.1118	126.6825			6.2179	6.0686	9.7314	6.1510	5.6900	9.4582	88.8132	
	S	92.404	69.658	98.025	110.741	4.182			71.604	69.433	65.159	60.079	85.677	105.969	79.610	
11	T	7.9806					3.7941	8.2470	5.9432	6.1260	9.6812	6.2442	5.6482	9.4273	120.0592	32.4376
	S	88.937					47.083	75.647	74.914	68.783	65.497	59.182	86.311	106.316	58.891	28.944
12	T	7.5829	9.0569	8.1697	2.1422	6.4692	3.5038	8.2153	5.9071	6.0454	9.7375	6.0548	5.6659	9.5578	88.1085	
	S	93.602	70.464	97.478	109.170	81.892	50.984	75.939	75.372	69.700	65.118	61.033	86.041	104.864	80.247	
13	T	7.5353	9.2089	8.3183	2.1733	6.3111	3.4401	8.1859	5.8924	6.0702	9.8446	6.0359	5.6107	9.4496	88.0763	
	S	94.193	69.301	95.736	107.608	83.943	51.928	76.212	75.560	69.415	64.410	61.225	86.888	106.065	80.276	
14	T	7.6524	9.7534	8.3308	2.1605	6.2612	3.5842	8.1873	5.9473	6.1264	9.9938	6.1028	5.6598	9.5659	89.3258	
	S	92.752	65.432	95.593	108.245	84.612	49.840	76.199	74.862	68.778	63.448	60.553	86.134	104.776	79.153	
15	T	7.7218	9.2607	8.4255	2.2235	6.3905	3.6062	8.3815	5.9760	6.2498	9.6931	6.0997	5.6721	9.4680	89.1684	
	S	91.918	68.913	94.518	105.178	82.900	49.536	74.433	74.503	67.420	65.417	60.584	85.947	105.859	79.293	
16	T	7.7315	9.2244	8.3336	2.2145	6.5161	3.5125	8.1190	5.9053	6.1997	9.7144	6.0459	5.7806	9.5365	88.8340	
	S	91.803	69.184	95.561	105.606	81.302	50.857	76.840	75.395	67.965	65.273	61.123	84.334	105.099	79.591	
17	T	7.5104	9.3529	8.3091	2.1936	6.4119	3.4868	8.1711	5.9226	6.0876	9.7159	5.9846	5.6514	9.5763	88.3742	
	S	94.505	68.234	95.842	106.612	82.623	51.232	76.350	75.174	69.217	65.263	61.749	86.262	104.662	80.005	
18	T	7.5228	9.0997	8.3312	2.2103	6.3301	3.5504	8.2747	5.9475	6.3505	9.6555	6.0787	5.6468	9.4135	88.4117	
	S	94.350	70.132	95.588	105.806	83.691	50.314	75.394	74.860	66.351	65.671	60.794	86.332	106.472	79.971	
19	T	7.3962	9.4061	8.3585	2.2096	6.6931	3.6162	8.1814	5.7876	6.0370	9.6021	6.1317	5.6553	9.4223	88.4971	
	S	95.965	67.848	95.276	105.840	79.152	49.399	76.254	76.928	69.797	66.037	60.268	86.202	106.372	79.894	

Event: MX-5 Cup at Portland International Raceway

Round 9 / 10

Track: Portland International Raceway

1.964 mile(s)

Report: Section Data Report

Battery Tender Global MX-5 Cup

Session: Practice 2

August 31, 2018



Section Data for Car 53 - Jensen(m), Keith

Lap	T/SPO to SF	SF to PI
1	T	95.5875
	S	72.385
2	T	
	S	
3	T	
	S	
4	T	
	S	
5	T	
	S	
6	T	
	S	
7	T	
	S	
8	T	
	S	
9	T	
	S	
10	T	83.1259
	S	75.477
11	T	93.1515
	S	74.278
12	T	
	S	
13	T	
	S	
14	T	
	S	
15	T	
	S	
16	T	
	S	
17	T	
	S	
18	T	
	S	
19	T	
	S	

Event: MX-5 Cup at Portland International Raceway

Round 9 / 10

Track: Portland International Raceway

1.964 mile(s)

Report: Section Data Report

Battery Tender Global MX-5 Cup

Session: Practice 2

August 31, 2018



Section Data for Car 53 - Jensen(m), Keith

Lap	T/S	I9 to I10	I10 to I11	I11 to SF	SF to I1	I1 to I2A	I2A to I2	I2 to I3	I3 to I4	I4 to I5	I5 to I6	I6 to I7	I7 to I8	I8 to I9	Lap	PI to PO
20	T	7.7981	9.3222	8.3933	2.2212	6.3711	3.4248	8.1868	5.9396	6.1559	9.8198	6.9718	6.3943	9.8537	90.8526	
	S	91.019	68.458	94.881	105.287	83.152	52.160	76.204	74.959	68.449	64.573	53.006	76.240	101.715	77.823	
21	T	7.7320														
	S	91.797														

**Event:** MX-5 Cup at Portland International Raceway

**Round 9 / 10**

**Track:** Portland International Raceway

**1.964 mile(s)**

**Report:** Section Data Report

**Battery Tender Global MX-5 Cup**

**Session:** Practice 2

**August 31, 2018**



**Section Data for Car 53 - Jensen(m), Keith**

Lap	T/SPO to SF	SF to PI
20	T	86.0276
	S	72.931
21	T	
	S	



Event: MX-5 Cup at Portland International Raceway

Round 9 / 10

Track: Portland International Raceway


1.964 mile(s)

Report: Section Data Report

Battery Tender Global MX-5 Cup

Session: Practice 2

August 31, 2018



Section Data for Car 56 - Wolenski(c), Alex (R)

Table with columns: Lap, T/S I9 to I10, I10 to I11, I11 to SF, SF to I1, I1 to I2A, I2A to I2, I2 to I3, I3 to I4, I4 to I5, I5 to I6, I6 to I7, I7 to I8, I8 to I9, Lap, PO to SF. Rows 1-19, each with T and S sub-rows.

Event: MX-5 Cup at Portland International Raceway

Round 9 / 10

Track: Portland International Raceway


1.964 mile(s)

Report: Section Data Report

Battery Tender Global MX-5 Cup

Session: Practice 2

August 31, 2018



Section Data for Car 56 - Wolenski(c), Alex (R)

Lap	T/SF to PI
1	T
	S
2	T
	S
3	T
	S
4	T
	S
5	T
	S
6	T
	S
7	T
	S
8	T
	S
9	T
	S
10	T
	S
11	T
	S
12	T
	S
13	T
	S
14	T
	S
15	T
	S
16	T
	S
17	T
	S
18	T
	S
19	T 87.4650
	S 71.733

Event: MX-5 Cup at Portland International Raceway

Round 9 / 10

Track: Portland International Raceway

1.964 mile(s)

Report: Section Data Report

Battery Tender Global MX-5 Cup

Session: Practice 2

August 31, 2018



Section Data for Car 69 - Dinan, Michael

Table with columns: Lap, T/S I9 to I10, I10 to I11, I11 to SF, SF to I1, I1 to I2A, I2A to I2, I2 to I3, I3 to I4, I4 to I5, I5 to I6, I6 to I7, I7 to I8, I8 to I9, Lap, PO to SF. Rows 1-17 with split times (T/S) and total lap times (S).

Event: MX-5 Cup at Portland International Raceway

Round 9 / 10

Track: Portland International Raceway


1.964 mile(s)

Report: Section Data Report

Battery Tender Global MX-5 Cup

Session: Practice 2

August 31, 2018



Section Data for Car 69 - Dinan, Michael

Lap	T/SF to PI	
20	T	
	S	
Lap	T/SPO to SF	SF to PI
1	T	112.3184
	S	61.602
2	T	
	S	
3	T	
	S	
4	T	
	S	
5	T	
	S	
6	T	
	S	
7	T	
	S	
8	T	
	S	
9	T	110.0765
	S	56.998
10	T	94.7354
	S	73.036
11	T	
	S	
12	T	
	S	
13	T	
	S	
14	T	
	S	
15	T	
	S	
16	T	99.9640
	S	62.764
17	T	
	S	

Event: MX-5 Cup at Portland International Raceway

Round 9 / 10

Track: Portland International Raceway


1.964 mile(s)

Report: Section Data Report

Battery Tender Global MX-5 Cup

Session: Practice 2

August 31, 2018



Section Data for Car 7 - Kashima(m), Racer (R)

Lap	T/S	I9 to I10	I10 to I11	I11 to SF	SF to I1	I1 to I2A	I2A to I2	I2 to I3	I3 to I4	I4 to I5	I5 to I6	I6 to I7	I7 to I8	I8 to I9	Lap	PO to SF
1	T	8.8651	9.3210	8.2566	2.1540	6.7252	3.8852	8.5846	6.4320	6.4063	9.9483	6.2229	5.7773	9.6843	92.2628	96.3072
	S	80.064	68.467	96.452	108.572	78.774	45.979	72.672	69.221	65.773	63.739	59.385	84.382	103.495	76.633	71.844
2	T	8.6841	9.3426	8.4786	2.2301	6.7691	4.2569	8.8222	6.6285	6.3893	9.8512	6.2902	5.6784	9.5181	92.9393	
	S	81.732	68.309	93.926	104.867	78.263	41.964	70.715	67.169	65.948	64.367	58.749	85.852	105.302	76.075	
3	T	8.0557	9.2730	8.3889	2.2003	6.6433	3.7233	8.3816	6.3685	6.3627	9.7693	6.4950	5.7515	9.6405	91.0536	
	S	88.108	68.822	94.931	106.287	79.745	47.978	74.433	69.911	66.224	64.906	56.897	84.760	103.965	77.651	
4	T	7.9599	9.4507	8.4034	2.1851	6.7340	3.6608	8.3331	6.7087	6.3187	9.8648	6.4398	5.7161	9.5446	91.3197	
	S	89.169	67.527	94.767	107.027	78.671	48.797	74.866	66.366	66.685	64.278	57.385	85.285	105.009	77.425	
5	T	8.3591	9.1320	8.2218	2.1583	6.6183	3.7446	8.3633	6.5577	6.7075	10.5286	6.1809	5.6944	9.5442	91.8107	
	S	84.910	69.884	96.860	108.355	80.047	47.705	74.595	67.894	62.820	60.226	59.788	85.610	105.014	77.011	
6	T	7.9270	9.1415	8.2659	2.1597	6.6609	3.5801	8.2448	6.2302	6.2550	9.8170	6.4751	5.7099	9.5302	89.9973	
	S	89.539	69.811	96.343	108.285	79.535	49.897	75.668	71.463	67.364	64.591	57.072	85.378	105.168	78.562	
7	T	7.8108	9.3392	8.3191	2.1671	6.6280	3.6115	8.3667	6.3493	6.5209	9.6477	6.2441	5.7264	9.5668	90.2976	
	S	90.871	68.334	95.727	107.915	79.930	49.463	74.565	70.122	64.617	65.725	59.183	85.132	104.766	78.301	
8	T	7.9218	9.3476	8.3207	2.1805	6.6951	3.7052	8.4708	6.5435	6.4850	9.7160	6.3300	5.7136	9.5805	91.0103	
	S	89.597	68.272	95.709	107.252	79.128	48.212	73.649	68.041	64.975	65.263	58.380	85.323	104.616	77.688	
9	T	8.0743	9.3540	8.3490	2.1948	6.5783	3.6213	8.3692	6.1504	6.5012	9.6806	6.3239	5.7357	9.6365	90.5692	
	S	87.905	68.226	95.384	106.554	80.533	49.329	74.543	72.390	64.813	65.501	58.436	84.994	104.008	78.066	
10	T	8.0224	9.1701	8.3249	2.1867	6.5601	3.6696	8.3625	6.3861	6.2984	9.7055	6.2925	5.7496	9.6428	90.3712	
	S	88.474	69.594	95.660	106.948	80.757	48.680	74.603	69.718	66.900	65.333	58.728	84.789	103.940	78.237	
11	T	10.0372	9.7926	8.9046	2.2918	6.7759	3.6480	8.3228	6.1240	6.2322	9.6733	6.3735	5.7499	9.4767	93.4025	
	S	70.714	65.170	89.433	102.044	78.185	48.968	74.958	72.702	67.611	65.551	57.982	84.784	105.762	75.698	
12	T	7.7786	9.1488	8.4126	2.1987	7.1167	3.6552	8.3724	6.1261	6.1409	9.5945	6.1686	5.6816	9.4663	89.8610	
	S	91.247	69.756	94.663	106.365	74.441	48.872	74.514	72.677	68.616	66.089	59.908	85.803	105.878	78.682	
13	T	7.5699	9.1650	8.3024	2.1813	6.7196	3.8692	8.5019	6.0815	6.1517	9.5242	6.3594	5.7556	9.5762	89.7579	
	S	93.762	69.632	95.920	107.213	78.840	46.169	73.379	73.210	68.495	66.577	58.110	84.700	104.663	78.772	
14	T	7.7241	9.1850	8.3381	2.1816	6.3942	3.5268	8.2749	6.0873	6.2194	9.9420	6.3828	5.7295	9.5977	89.5834	
	S	91.891	69.481	95.509	107.198	82.852	50.651	75.392	73.140	67.750	63.779	57.897	85.086	104.428	78.925	
15	T	7.8901	9.1412	8.3375	2.1955	6.5198	3.5628	8.2362	6.0068	6.2000	9.5594	6.3678	5.6628	9.4104	89.0903	
	S	89.957	69.814	95.516	106.520	81.256	50.139	75.747	74.121	67.962	66.332	58.033	86.088	106.507	79.362	
16	T	8.2324	9.5938	8.4865	2.2158	6.5497	3.6228	8.2988	6.0960	6.2652	9.4878	6.5898	5.7293	9.5361	90.7040	
	S	86.217	66.520	93.839	105.544	80.885	49.309	75.175	73.036	67.255	66.832	56.078	85.089	105.103	77.950	
17	T	8.2090	9.2762	8.3039	2.1954	6.6187	3.5748	8.3879	6.2087	6.2729	9.7621	6.5613	5.6861	9.4061	90.4631	
	S	86.463	68.798	95.902	106.524	80.042	49.971	74.377	71.710	67.172	64.954	56.322	85.735	106.556	78.158	
18	T	8.9391	9.3745	8.4311	2.2387	6.6711	3.6228	8.2930	6.0401	6.1723	9.7167	6.2177	5.8989	9.7866	91.4026	
	S	79.401	68.076	94.455	104.464	79.413	49.309	75.228	73.712	68.267	65.258	59.434	82.643	102.413	77.354	
19	T	8.6275	9.4990	8.9571	2.2873	6.5698	3.9726	8.6012	6.5299	6.4636	9.6929	6.3803	5.7859	9.7270	93.0941	
	S	82.269	67.184	88.909	102.244	80.638	44.967	72.532	68.183	65.190	65.418	57.920	84.257	103.040	75.949	

Event: MX-5 Cup at Portland International Raceway

Round 9 / 10

Track: Portland International Raceway

1.964 mile(s)

Report: Section Data Report

Battery Tender Global MX-5 Cup

Session: Practice 2

August 31, 2018



Section Data for Car 7 - Kashima(m), Racer (R)

Lap	T/SF to PI
1	T
	S
2	T
	S
3	T
	S
4	T
	S
5	T
	S
6	T
	S
7	T
	S
8	T
	S
9	T
	S
10	T
	S
11	T
	S
12	T
	S
13	T
	S
14	T
	S
15	T
	S
16	T
	S
17	T
	S
18	T
	S
19	T 90.1276
	S 69.613

Event: MX-5 Cup at Portland International Raceway

Round 9 / 10

Track: Portland International Raceway

1.964 mile(s)

Report: Section Data Report

Battery Tender Global MX-5 Cup

Session: Practice 2

August 31, 2018



Section Data for Car 73 - Belluardo(c), Charlie (R)

Table with columns: Lap, T/S I9 to I10, I10 to I11, I11 to SF, SF to I1, I1 to I2A, I2A to I2, I2 to I3, I3 to I4, I4 to I5, I5 to I6, I6 to I7, I7 to I8, I8 to I9, Lap, PO to SF. Rows 1-18 with split times (T/S) and total lap times (PO to SF).

Event: MX-5 Cup at Portland International Raceway

Round 9 / 10

Track: Portland International Raceway


1.964 mile(s)

Report: Section Data Report

Battery Tender Global MX-5 Cup

Session: Practice 2

August 31, 2018



Section Data for Car 73 - Belluardo(c), Charlie (R)

Lap	T/SF to PI
20	T
	S
1	T
	S
2	T
	S
3	T
	S
4	T
	S
5	T
	S
6	T
	S
7	T
	S
8	T
	S
9	T
	S
10	T
	S
11	T
	S
12	T
	S
13	T
	S
14	T
	S
15	T
	S
16	T
	S
17	T
	S
18	T 83.0472
	S 75.548



Event: MX-5 Cup at Portland International Raceway

Round 9 / 10

Track: Portland International Raceway


1.964 mile(s)

Report: Section Data Report

Battery Tender Global MX-5 Cup

Session: Practice 2

August 31, 2018



Section Data for Car 76 - White(c), Brandon (R)

Table with columns: Lap, T/S I9 to I10, I10 to I11, I11 to SF, SF to I1, I1 to I2A, I2A to I2, I2 to I3, I3 to I4, I4 to I5, I5 to I6, I6 to I7, I7 to I8, I8 to I9, Lap, PO to SF. Rows 1-18 with split times (T/S) and segment times.

Event: MX-5 Cup at Portland International Raceway

Round 9 / 10

Track: Portland International Raceway


1.964 mile(s)

Report: Section Data Report

Battery Tender Global MX-5 Cup

Session: Practice 2

August 31, 2018



Section Data for Car 76 - White(c), Brandon (R)

Lap	T/SF to PI
19	T
	S
1	T
	S
2	T
	S
3	T
	S
4	T
	S
5	T
	S
6	T
	S
7	T
	S
8	T
	S
9	T
	S
10	T
	S
11	T
	S
12	T
	S
13	T
	S
14	T
	S
15	T
	S
16	T
	S
17	T
	S
18	T
	S

Event: MX-5 Cup at Portland International Raceway

Round 9 / 10

Track: Portland International Raceway

1.964 mile(s)

Report: Section Data Report

Battery Tender Global MX-5 Cup

Session: Practice 2

August 31, 2018



Section Data for Car 77 - Oxner, Luke

Table with columns: Lap, T/S19 to I10, I10 to I11, I11 to SF, SF to I1, I1 to I2A, I2A to I2, I2 to I3, I3 to I4, I4 to I5, I5 to I6, I6 to I7, I7 to I8, I8 to I9, Lap, PO to SF. Rows 19-20 and 1-17.

Event: MX-5 Cup at Portland International Raceway

Round 9 / 10

Track: Portland International Raceway

1.964 mile(s)

Report: Section Data Report

Battery Tender Global MX-5 Cup

Session: Practice 2

August 31, 2018



Section Data for Car 77 - Oxner, Luke

Lap	T/SF to PI	
19	T	91.1473
	S	68.835
20	T	
	S	
Lap	T/SPO to SF	SF to PI
1	T	92.6659
	S	74.667
2	T	
	S	
3	T	
	S	
4	T	
	S	
5	T	80.3062
	S	78.127
6	T	92.1027
	S	75.124
7	T	
	S	
8	T	81.8559
	S	76.648
9	T	90.4105
	S	76.530
10	T	
	S	
11	T	
	S	
12	T	
	S	
13	T	
	S	
14	T	
	S	
15	T	
	S	
16	T	86.0539
	S	72.909
17	T	
	S	

Event: MX-5 Cup at Portland International Raceway

Round 9 / 10

Track: Portland International Raceway


1.964 mile(s)

Report: Section Data Report

Battery Tender Global MX-5 Cup

Session: Practice 2

August 31, 2018



Section Data for Car 8 - Sparks, Nathaniel

Table with columns: Lap, T/S I9 to I10, I10 to I11, I11 to SF, SF to I1, I1 to I2A, I2A to I2, I2 to I3, I3 to I4, I4 to I5, I5 to I6, I6 to I7, I7 to I8, I8 to I9, Lap, PI to PO. Rows 1-19, each with T and S sub-rows.

Event: MX-5 Cup at Portland International Raceway

Round 9 / 10

Track: Portland International Raceway

1.964 mile(s)

Report: Section Data Report

Battery Tender Global MX-5 Cup

Session: Practice 2

August 31, 2018



Section Data for Car 8 - Sparks, Nathaniel

Lap	T/SPO to SF	SF to PI
1	T	95.4697
	S	72.474
2	T	
	S	
3	T	
	S	
4	T	
	S	
5	T	
	S	
6	T	
	S	
7	T	
	S	
8	T	
	S	
9	T	81.1689
	S	77.297
10	T	90.5546
	S	76.408
11	T	
	S	
12	T	
	S	
13	T	
	S	
14	T	
	S	
15	T	
	S	
16	T	
	S	
17	T	
	S	
18	T	
	S	
19	T	92.1895
	S	68.056

Event: MX-5 Cup at Portland International Raceway

Round 9 / 10

Track: Portland International Raceway

1.964 mile(s)

Report: Section Data Report

Battery Tender Global MX-5 Cup

Session: Practice 2

August 31, 2018



Section Data for Car 82 - Faulkner(c), Nigel (R)

Table with columns: Lap, T/S I9 to I10, I10 to I11, I11 to SF, SF to I1, I1 to I2A, I2A to I2, I2 to I3, I3 to I4, I4 to I5, I5 to I6, I6 to I7, I7 to I8, I8 to I9, Lap, PI to PO. Rows 1-18, each with T and S sub-rows.

Event: MX-5 Cup at Portland International Raceway

Round 9 / 10

Track: Portland International Raceway


1.964 mile(s)

Report: Section Data Report

Battery Tender Global MX-5 Cup

Session: Practice 2

August 31, 2018



Section Data for Car 82 - Faulkner(c), Nigel (R)

Lap	T/SPO to SF	SF to PI
20	T	
	S	
1	T	99.0834
	S	69.831
2	T	
	S	
3	T	
	S	
4	T	
	S	
5	T	
	S	
6	T	
	S	
7	T	
	S	
8	T	
	S	
9	T	
	S	
10	T	
	S	
11	T	109.9511
	S	57.063
12	T	96.8148
	S	71.467
13	T	
	S	
14	T	
	S	
15	T	
	S	
16	T	
	S	
17	T	92.1253
	S	68.104
18	T	
	S	



Event: MX-5 Cup at Portland International Raceway

Round 9 / 10

Track: Portland International Raceway

1.964 mile(s)

Report: Section Data Report

Battery Tender Global MX-5 Cup

Session: Practice 2

August 31, 2018



Section Data for Car 84 - Lamb(m), Todd

Lap	T/S	I9 to I10	I10 to I11	I11 to SF	SF to I1	I1 to I2A	I2A to I2	I2 to I3	I3 to I4	I4 to I5	I5 to I6	I6 to I7	I7 to I8	I8 to I9	Lap	PI to PO
1	T	7.9723	9.8661	8.4216	2.1524	6.3846	3.5666	8.2510	5.9225	6.0439	9.6283	6.1359	5.6559	9.4495	89.4506	
	S	89.030	64.684	94.562	108.652	82.977	50.086	75.611	75.176	69.717	65.857	60.227	86.193	106.066	79.043	
2	T	7.6467	9.3418	8.2550	2.1692	6.3702	3.4883	8.1493	5.8289	6.0699	9.9462	6.1407	5.6069	9.3992	88.4123	
	S	92.821	68.315	96.470	107.811	83.164	51.210	76.554	76.383	69.419	63.752	60.180	86.946	106.634	79.971	
3	T	7.3334	9.2687	8.1531	2.1408	6.2175	3.5458	8.1638	5.9189	6.0210	9.5176	6.1217	5.5846	9.3220	87.3089	
	S	96.786	68.853	97.676	109.241	85.207	50.380	76.418	75.221	69.982	66.623	60.366	87.294	107.517	80.981	
4	T	7.6204	9.1266	8.1365	2.1405	6.2376	3.4122	8.1015	5.8886	5.9862	9.5864	6.5495	5.7116	9.3727	87.8703	
	S	93.141	69.925	97.875	109.257	84.932	52.352	77.006	75.608	70.389	66.145	56.423	85.353	106.935	80.464	
5	T	7.4282	8.9969	8.0505	2.0992	6.2961	3.6172	8.1426	5.9121	6.0460	9.6291	6.0520	5.6183	9.2987	87.1869	
	S	95.551	70.934	98.921	111.406	84.143	49.385	76.617	75.308	69.693	65.852	61.062	86.770	107.786	81.095	
6	T	7.3853	9.4267	8.1509	2.1321	6.2184	3.4816	8.2298	5.8244	6.0093	9.7761	6.0992	5.5975	9.1961	87.5274	
	S	96.106	67.699	97.703	109.687	85.194	51.309	75.805	76.442	70.119	64.861	60.589	87.092	108.989	80.779	
7	T	7.4903	9.1517	8.2318	2.1567	6.2466	3.4430	8.1296	5.8517	5.9949	9.6427	6.0079	5.6102	9.3990	87.3561	
	S	94.759	69.734	96.742	108.436	84.810	51.884	76.740	76.085	70.287	65.759	61.510	86.895	106.636	80.938	
8	T	7.5750	9.1940	8.2040	2.1552	6.2628	3.4091	8.1453	5.8619	5.9666	9.6434	6.1595	5.6206	9.3957	87.5931	
	S	93.699	69.413	97.070	108.511	84.590	52.400	76.592	75.953	70.620	65.754	59.996	86.735	106.674	80.719	
9	T	7.7754					3.5822	8.2046	5.8605	6.0450	9.6254	5.9883	5.6268	9.4293	312.0372	228.1974
	S	91.284					49.868	76.038	75.971	69.704	65.877	61.711	86.639	106.293	22.659	4.114
10	T	7.5175	9.0437	8.1274	2.1386	6.2630	3.4059	8.0302	5.9291	5.9690	9.8779	6.0121	5.5910	9.3577	87.2631	
	S	94.416	70.566	97.985	109.354	84.588	52.449	77.690	75.092	70.592	64.193	61.467	87.194	107.107	81.024	
11	T	7.3477	9.2089	8.2424	2.1806	6.4658	3.4242	8.1624	5.8940	6.0772	9.5230	6.2400	5.6645	9.4412	87.8719	
	S	96.598	69.301	96.618	107.247	81.935	52.169	76.431	75.539	69.335	66.585	59.222	86.062	106.159	80.463	
12	T	7.4477	8.9584	8.1119	2.1376	6.2975	3.4067	8.1028	5.8734	5.9938	9.5648	6.0371	5.5815	9.3027	86.8159	
	S	95.301	71.238	98.172	109.405	84.124	52.437	76.994	75.804	70.300	66.294	61.212	87.342	107.740	81.441	
13	T	7.4182	9.0885	8.1336	2.1277	6.2564	3.3974	8.0632	5.8531	6.0464	9.5747	6.2454	5.6218	9.4013	87.2277	
	S	95.680	70.219	97.910	109.914	84.677	52.580	77.372	76.067	69.688	66.226	59.171	86.716	106.610	81.057	
14	T	7.4292	9.0492	8.1928	2.1554	6.4108	3.4677	8.0324	5.9082	6.0058	9.6241	6.0242	5.6282	9.4280	87.3560	
	S	95.538	70.524	97.203	108.501	82.638	51.514	77.668	75.358	70.159	65.886	61.343	86.617	106.308	80.938	
15	T	7.4514	9.0633	8.2056	2.1727	6.4209	3.3917	8.0649	5.8866	5.9323	9.5348	6.2196	5.6614	9.4603	87.4655	
	S	95.254	70.414	97.051	107.637	82.508	52.669	77.355	75.634	71.029	66.503	59.416	86.109	105.945	80.836	
16	T	8.5369														
	S	83.142														

Event: MX-5 Cup at Portland International Raceway

Round 9 / 10

Track: Portland International Raceway


1.964 mile(s)

Report: Section Data Report

Battery Tender Global MX-5 Cup

Session: Practice 2

August 31, 2018



Section Data for Car 84 - Lamb(m), Todd

Lap	T/SPO to SF	SF to PI
1	T	95.2922
	S	72.609
2	T	
	S	
3	T	
	S	
4	T	
	S	
5	T	
	S	
6	T	
	S	
7	T	
	S	
8	T	81.2869
	S	77.185
9	T	89.8616
	S	76.997
10	T	
	S	
11	T	
	S	
12	T	
	S	
13	T	
	S	
14	T	
	S	
15	T	82.1011
	S	76.419
16	T	
	S	

Event: MX-5 Cup at Portland International Raceway

Round 9 / 10

Track: Portland International Raceway

1.964 mile(s)

Report: Section Data Report

Battery Tender Global MX-5 Cup

Session: Practice 2

August 31, 2018



Section Data for Car 87 - Rollan, Selin (R)

Table with columns: Lap, T/S I9 to I10, I10 to I11, I11 to SF, SF to I1, I1 to I2A, I2A to I2, I2 to I3, I3 to I4, I4 to I5, I5 to I6, I6 to I7, I7 to I8, I8 to I9, Lap, PI to PO. Rows 1-19, each with T and S sub-rows.

Event: MX-5 Cup at Portland International Raceway

Round 9 / 10

Track: Portland International Raceway


1.964 mile(s)

Report: Section Data Report

Battery Tender Global MX-5 Cup

Session: Practice 2

August 31, 2018



Section Data for Car 87 - Rollan, Selin (R)

Lap	T/SPO to SF	SF to PI
1	T	95.2674
	S	72.628
2	T	
	S	
3	T	
	S	
4	T	
	S	
5	T	
	S	
6	T	
	S	
7	T	
	S	
8	T	
	S	
9	T	
	S	
10	T	
	S	
11	T	
	S	
12	T	85.8394
	S	73.091
13	T	89.9807
	S	76.895
14	T	
	S	
15	T	
	S	
16	T	
	S	
17	T	
	S	
18	T	
	S	
19	T	86.4567
	S	72.569

Event: MX-5 Cup at Portland International Raceway

Round 9 / 10

Track: Portland International Raceway

1.964 mile(s)

Report: Section Data Report

Battery Tender Global MX-5 Cup

Session: Practice 2

August 31, 2018



Section Data for Car 9 - Schmidt, Jesse

Table with columns: Lap, T/S I9 to I10, I10 to I11, I11 to SF, SF to I1, I1 to I2A, I2A to I2, I2 to I3, I3 to I4, I4 to I5, I5 to I6, I6 to I7, I7 to I8, I8 to I9, Lap, PI to PO. Rows 1-18 with T and S sub-rows.

Event: MX-5 Cup at Portland International Raceway

Round 9 / 10

Track: Portland International Raceway

1.964 mile(s)

Report: Section Data Report

Battery Tender Global MX-5 Cup

Session: Practice 2

August 31, 2018



Section Data for Car 9 - Schmidt, Jesse

Lap	T/SPO to SF	SF to PI
20	T	
	S	
1	T	92.6633
	S	74.669
2	T	
	S	
3	T	
	S	
4	T	
	S	
5	T	
	S	
6	T	
	S	
7	T	
	S	
8	T	
	S	
9	T	
	S	
10	T	
	S	
11	T	
	S	
12	T	
	S	
13	T	
	S	
14	T	
	S	
15	T	81.9120
	S	76.596
16	T	104.2184
	S	66.390
17	T	84.7309
	S	74.047
18	T	
	S	

Event: MX-5 Cup at Portland International Raceway

Round 9 / 10

Track: Portland International Raceway


1.964 mile(s)

Report: Section Data Report

Battery Tender Global MX-5 Cup

Session: Practice 2

August 31, 2018



Section Data for Car 97 - Henderson, Brian

Lap	T/S	I9 to I10	I10 to I11	I11 to SF	SF to I1	I1 to I2A	I2A to I2	I2 to I3	I3 to I4	I4 to I5	I5 to I6	I6 to I7	I7 to I8	I8 to I9	Lap	PI to PO	
1	T	8.6337	9.2130	8.2632	2.2340	6.7093	3.7111	8.3454	6.1296	6.1147	10.0699	6.0604	5.5924	9.2242	90.3009		
	S	82.210	69.270	96.375	104.684	78.961	48.136	74.755	72.636	68.910	62.969	60.977	87.172	108.657	78.298		
2	T	7.6877	9.0248	7.9620	2.0883	6.2465	3.6402	8.4427	5.8349	6.0294	9.7746	6.0202	5.5403	9.2396	87.5312		
	S	92.326	70.714	100.021	111.988	84.811	49.073	73.894	76.304	69.885	64.871	61.384	87.992	108.476	80.776		
3	T	7.4071	9.1613	8.0197	2.0844	6.3905	3.6671	8.2688	5.8900	6.0034	9.7994	6.1246	5.5294	9.2638	87.6095		
	S	95.823	69.661	99.301	112.197	82.900	48.713	75.448	75.590	70.187	64.707	60.338	88.165	108.192	80.704		
4	T	7.4580	9.1801	8.1664	2.1147	6.6287	3.7153	8.3021	6.0225	6.0099	9.8562	6.0999	5.5709	9.3171	88.4418		
	S	95.169	69.518	97.517	110.590	79.921	48.081	75.145	73.927	70.112	64.334	60.582	87.508	107.573	79.944		
5	T	7.5248	9.0318	8.0836	2.1186	6.3794	3.6701	8.2539	6.0680	6.0525	9.6862	6.1453	5.6289	9.3065	87.9496		
	S	94.324	70.659	98.516	110.386	83.044	48.673	75.584	73.373	69.618	65.463	60.135	86.607	107.696	80.391		
6	T	7.6079	9.2441	8.1856	2.1393	6.4259	3.6667	8.2788	5.8433	6.0351	9.6027	6.3257	5.6544	9.3924	88.4019		
	S	93.294	69.037	97.288	109.318	82.443	48.719	75.357	76.194	69.819	66.033	58.420	86.216	106.711	79.980		
7	T	7.5071	9.0592	8.1079	2.1205	6.2803	3.5250	8.1692	5.9331	6.0226	9.6297	6.2304	5.6194	9.3712	87.5756		
	S	94.547	70.446	98.221	110.287	84.355	50.677	76.368	75.041	69.964	65.847	59.313	86.753	106.952	80.735		
8	T	7.4304	9.1260	8.1008	2.1204	6.3128	3.4614	8.1324	5.9165	6.0546	10.1479	6.1527	5.6428	9.4134	88.0121		
	S	95.523	69.930	98.307	110.292	83.920	51.608	76.713	75.252	69.594	62.485	60.062	86.393	106.473	80.334		
9	T	7.6299	9.3157	8.1988	2.1357	6.5666	3.5158	8.1812	6.0584	6.0630	9.6640	6.5416	5.7751	9.4612	89.1070		
	S	93.025	68.506	97.132	109.502	80.677	50.810	76.256	73.489	69.498	65.614	56.492	84.414	105.935	79.347		
10	T	7.5567	9.1372	8.1292	2.1285	6.6332	3.5749	8.2275	6.1206	6.1872	9.6517	6.2367	5.6598	9.3766	88.6198		
	S	93.926	69.844	97.963	109.873	79.867	49.970	75.827	72.742	68.102	65.697	59.253	86.134	106.891	79.784		
11	T	7.5587	9.0565	8.1462	2.1335	6.4308	3.5001	8.1913	5.8837	6.1437	9.8293	6.2211	5.6444	9.3818	88.1211		
	S	93.901	70.467	97.759	109.615	82.381	51.038	76.162	75.671	68.585	64.510	59.402	86.369	106.832	80.235		
12	T	7.5496	9.0516	8.0930	2.1245	6.4209	3.5068	8.2675	5.9459	5.9912	9.7627	6.1276	5.5770	9.3252	87.7435		
	S	94.015	70.505	98.402	110.079	82.508	50.940	75.460	74.880	70.330	64.950	60.308	87.413	107.480	80.580		
13	T	7.6815						3.9074	8.8801	6.9863	6.4345	9.9016	6.0062	5.7571	9.5513	170.2099	81.8518
	S	92.400						45.717	70.254	63.729	65.485	64.039	61.527	84.678	104.936	41.539	11.470
14	T	7.4295	8.9662	8.1551	2.1428	6.6730	3.6209	8.5521	6.1159	6.0290	9.8183	6.0358	5.5661	9.3047	88.4094		
	S	95.534	71.176	97.652	109.139	79.390	49.335	72.949	72.798	69.889	64.583	61.226	87.584	107.717	79.973		
15	T	8.0441	9.0593	8.0013	2.0936	6.7827	3.6288	8.2470	5.8611	6.0809	9.6248	6.1441	5.5880	9.2700	88.4257		
	S	88.235	70.445	99.529	111.704	78.106	49.227	75.647	75.963	69.293	65.881	60.146	87.241	108.120	79.959		
16	T	7.6620	9.2254	8.2180	2.1630	6.4279	3.6280	8.2239	5.9696	6.0168	9.5490	6.0974	5.6600	10.5644	89.4054		
	S	92.635	69.177	96.905	108.120	82.418	49.238	75.860	74.582	70.031	66.404	60.607	86.131	94.873	79.082		
17	T	8.5136															
	S	83.369															

Event: MX-5 Cup at Portland International Raceway

Round 9 / 10

Track: Portland International Raceway


1.964 mile(s)

Report: Section Data Report

Battery Tender Global MX-5 Cup

Session: Practice 2

August 31, 2018



Section Data for Car 97 - Henderson, Brian

Lap	T/SPO to SF	SF to PI
1	T	94.6412
	S	73.109
2	T	
	S	
3	T	
	S	
4	T	
	S	
5	T	
	S	
6	T	
	S	
7	T	
	S	
8	T	
	S	
9	T	
	S	
10	T	
	S	
11	T	
	S	
12	T	81.9553
	S	76.555
13	T	94.0029
	S	73.605
14	T	
	S	
15	T	
	S	
16	T	84.1211
	S	74.584
17	T	
	S	



Event: MX-5 Cup at Portland International Raceway

Round 9 / 10

Track: Portland International Raceway


1.964 mile(s)

Report: Section Data Report

Battery Tender Global MX-5 Cup

Session: Practice 2

August 31, 2018



Section Data for Car 99 - Kemper, Drake

Table with columns: Lap, T/S I9 to I10, I10 to I11, I11 to SF, SF to I1, I1 to I2A, I2A to I2, I2 to I3, I3 to I4, I4 to I5, I5 to I6, I6 to I7, I7 to I8, I8 to I9, Lap, PI to PO. Rows 1-19, each with T and S sub-rows.

Event: MX-5 Cup at Portland International Raceway

Round 9 / 10

Track: Portland International Raceway


1.964 mile(s)

Report: Section Data Report

Battery Tender Global MX-5 Cup

Session: Practice 2

August 31, 2018



Section Data for Car 99 - Kemper, Drake

Lap	T/SPO to SF	SF to PI
1	T 94.6634	
	S 73.092	
2	T	
	S	
3	T	
	S	
4	T	
	S	
5	T	
	S	
6	T	84.4008
	S	74.337
7	T 97.1967	
	S 71.186	
8	T	
	S	
9	T	
	S	
10	T	
	S	
11	T	
	S	
12	T	
	S	
13	T	
	S	
14	T	
	S	
15	T	
	S	
16	T	
	S	
17	T	
	S	
18	T	
	S	
19	T 92.6815	
	S 67.695	

Event: MX-5 Cup at Portland International Raceway

Round 9 / 10

Track: Portland International Raceway

1.964 mile(s)

Report: Section Data Report

Battery Tender Global MX-5 Cup

Session: Practice 2

August 31, 2018



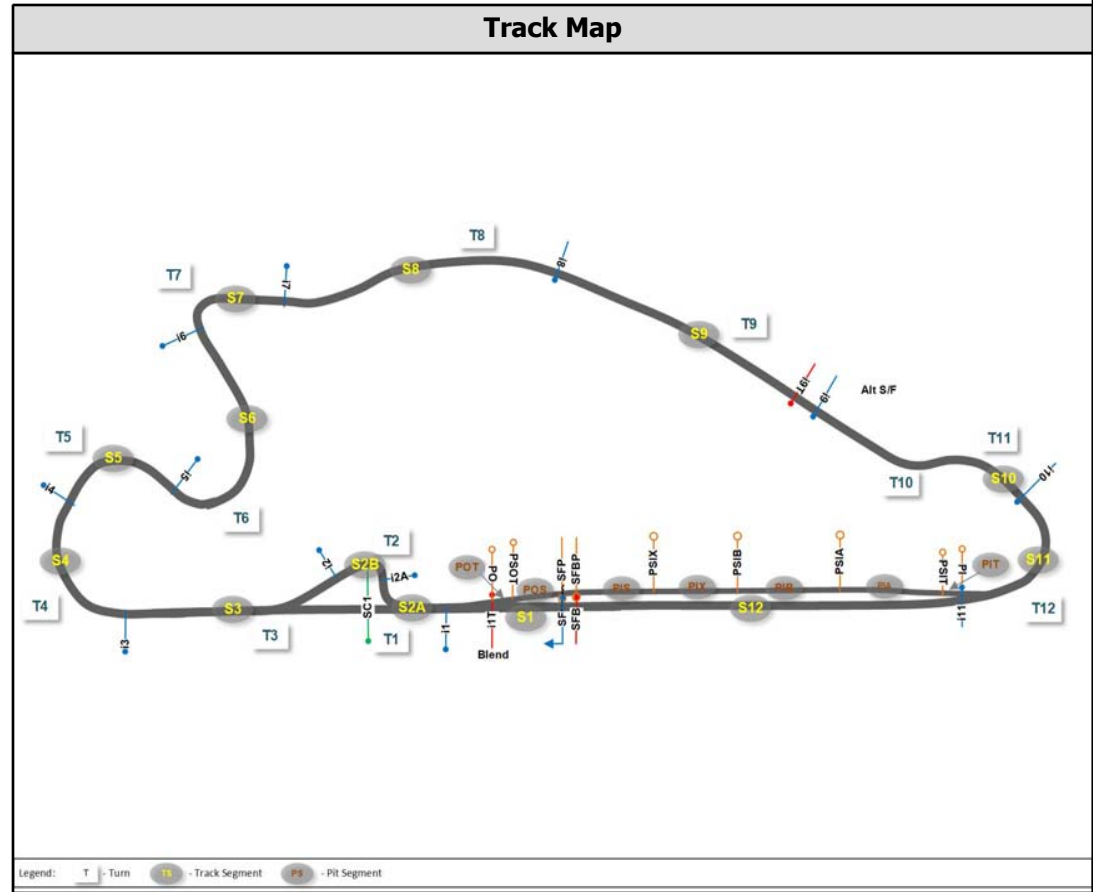
Section Data for Car 99 - Kemper, Drake

Lap	T/S	I9 to I10	I10 to I11	I11 to SF	SF to I1	I1 to I2A	I2A to I2	I2 to I3	I3 to I4	I4 to I5	I5 to I6	I6 to I7	I7 to I8	I8 to I9	Lap	PI to PO
20	T	9.3317														
	S	76.060														

Report Support Information

Section Legend	
Name	Length
I9 to I10	0.197159 miles
I10 to I11	0.177273 miles
I11 to SF	0.221212 miles
SF to I1	0.064962 miles
I1 to I2A	0.147159 miles
I2A to I2	0.049621 miles
I2 to I3	0.173295 miles
I3 to I4	0.123674 miles
I4 to I5	0.117045 miles
I5 to I6	0.176136 miles
I6 to I7	0.102652 miles
I7 to I8	0.135417 miles
I8 to I9	0.278409 miles
I1 to I2	0.196780 miles
Lap	1.964000 miles
PI to PO	0.260795 miles
PO to SF	1.921970 miles
SF to PI	1.742803 miles
PO to I2A	0.170076 miles
I10 to PI	0.177273 miles
PO to PI	1.681818 miles

Color Legend	
	Fastest Lap
	Section Under Caution
	Section Under Green
	Section Time Data
	Section Speed Data



**Event:** MX-5 Cup at Portland International Raceway

**Round 9 / 10**

**Track:** Portland International Raceway

**1.964 mile(s)**

**Report:** Section Data Report

**Battery Tender Global MX-5 Cup**

**Session:** Practice 2

**August 31, 2018**



**Section Data for Car 99 - Kemper, Drake**

Lap	T/SPO to SF	SF to PI
20	T	
	S	