

Event: Global Mazda MX-5 Cup Challenge

Track: Mazda Raceway Laguna Seca

2.238 mile(s)

Report: Section Data Report

Battery Tender Global MX-5 Cup

Session: Race 2

October 14, 2017



Section Data for Car 01 - Reger, Nikko

Lap	T/SF to I1	I2 to I3	I3 to I4	I1 to I2	I4 to I5	I5 to SF	Lap	PI to	SFP/PO to	SF to PI
1	T	8.7405	31.1720	19.8320	32.8430	12.9630	15.9691	121.5196		180.3237
	S	93.764	65.378	62.021	68.778	64.905	54.438	66.300		44.681
2	T	15.8479	41.3310	25.0990	47.0260	17.2280	18.6866	165.2185		
	S	51.713	49.308	49.006	48.034	48.837	46.521	48.765		
3	T	17.2384	42.6160	24.6790	47.0950	17.6640	18.5868	167.8792		
	S	47.542	47.821	49.840	47.964	47.632	46.771	47.992		
4	T	17.3052	40.1070	25.5160	45.8090	16.7960	17.6326	163.1658		
	S	47.358	50.813	48.205	49.310	50.093	49.302	49.378		
5	T	17.2664	39.2820	24.9030	43.7490	16.8050	13.6152	155.6206		
	S	47.465	51.880	49.392	51.632	50.066	63.849	51.772		
6	T	8.2018	24.1220	16.4180	30.1070	10.2240	13.1063	102.1791		
	S	99.923	84.485	74.918	75.028	82.293	66.328	78.850		
7	T	8.1537	23.6320	16.5180	29.8120	10.2410	13.1272	101.4839		
	S	100.512	86.237	74.464	75.770	82.156	66.223	79.390		
8	T	8.1458	23.7260	16.6620	30.0300	10.0580	13.0830	101.7048		
	S	100.610	85.895	73.821	75.220	83.651	66.446	79.218		
9	T	8.1070	23.5490	16.4010	29.9500	10.1730	13.0919	101.2719		
	S	101.091	86.541	74.995	75.421	82.706	66.401	79.556		
10	T	8.1401	23.7480	16.4580	29.8120	10.0020	13.2483	101.4084		
	S	100.680	85.816	74.736	75.770	84.120	65.617	79.449		
11	T	8.1137	23.6170	16.3760	29.8110	10.0820	13.2745	101.2742		
	S	101.008	86.292	75.110	75.773	83.452	65.488	79.554		
12	T	8.2875	23.6000	16.4940	30.0320	10.1340	13.2256	101.7731		
	S	98.889	86.354	74.573	75.215	83.024	65.730	79.164		
13	T	8.0814	23.6310	16.5700	29.8490	10.0600	14.0870	102.2784		
	S	101.411	86.241	74.231	75.676	83.635	61.711	78.773		
14	T	8.4830	24.3060	16.3970	29.8750	10.4480	13.4633	102.9723		
	S	96.610	83.846	75.014	75.610	80.529	64.569	78.242		
15	T	8.2607	23.7660	16.3440	29.9260	10.0620	13.5168	101.8755		
	S	99.210	85.751	75.257	75.482	83.618	64.314	79.085		
16	T	8.2292	23.8210	16.6110	29.7810	10.1130	13.4620	102.0172		
	S	99.590	85.553	74.047	75.849	83.196	64.576	78.975		
17	T	8.2040	24.0380	16.4530	30.7450	10.2320	13.7374	103.4094		
	S	99.896	84.781	74.758	73.471	82.229	63.281	77.912		
18	T	8.3746	23.8720	16.0850	30.7230	10.0980	13.0735	102.2261		
	S	97.861	85.370	76.469	73.524	83.320	66.495	78.814		
19	T	8.1815	23.4370	16.2410	29.8770	10.1980	13.7884	101.7229		
	S	100.171	86.955	75.734	75.605	82.503	63.047	79.203		

Event: Global Mazda MX-5 Cup Challenge

Track: Mazda Raceway Laguna Seca

2.238 mile(s)

Report: Section Data Report

Battery Tender Global MX-5 Cup

Session: Race 2

October 14, 2017



Section Data for Car 01 - Reger, Nikko

Lap	T/SF to I1	I2 to I3	I3 to I4	I1 to I2	I4 to I5	I5 to SF	Lap	PI to	SFP/PO to	SF to PI
20	T	13.2416	40.6860	29.6960	49.2870		719.3235	557.8939		161.4296
	S	61.892	50.090	41.420	45.831		11.201	1.364		44.525
21	T		29.1380	21.6370		13.8400	14.1397	141.2158		141.2158
	S		69.941	56.847		60.792	61.481	57.053		57.055
22	T	8.1683	24.3800	16.6670	30.2270	10.2140	13.8157	103.4720		
	S	100.332	83.591	73.799	74.730	82.374	62.922	77.865		
23	T	8.3953	23.8170	16.4320	30.0340	10.0730	13.4181	102.1694		
	S	97.620	85.567	74.854	75.210	83.527	64.787	78.857		
24	T	8.2309	23.7570	16.3870	29.8710	9.9950	13.1987	101.4396		
	S	99.569	85.783	75.059	75.621	84.178	65.864	79.425		
25	T	9.9533			36.1510					
	S	82.339			62.484					

Event: Global Mazda MX-5 Cup Challenge

Track: Mazda Raceway Laguna Seca

2.238 mile(s)

Report: Section Data Report

Battery Tender Global MX-5 Cup

Session: Race 2

October 14, 2017



Section Data for Car 12 - Koch, Kenton

Lap	T/SF to I1	I2 to I3	I3 to I4	I1 to I2	I4 to I5	I5 to SF	Lap	PI to	SFP/PO to	SF to PI
1	T	8.3658	29.1630	20.4890	31.8120	12.7450	15.9685	118.5433		169.5336
	S	97.964	69.882	60.032	71.007	66.015	54.440	67.965		47.525
2	T	15.8935	40.8380	25.1920	47.4340	16.5330	19.4133	165.3038		
	S	51.565	49.903	48.825	47.621	50.890	44.780	48.739		
3	T	17.0727	41.6810	25.8460	47.4730	17.0860	19.1815	168.3402		
	S	48.003	48.894	47.590	47.582	49.243	45.321	47.860		
4	T	17.2935	39.7780	25.4510	46.0110	16.8690	18.4444	163.8469		
	S	47.390	51.233	48.328	49.094	49.876	47.132	49.173		
5	T	16.8836	39.1760	25.1300	44.3440	16.9720	13.6374	156.1430		
	S	48.541	52.020	48.945	50.940	49.574	63.745	51.599		
6	T	8.3806	24.0340	16.3360	30.2110	10.1110	13.0008	102.0734		
	S	97.791	84.795	75.294	74.770	83.213	66.867	78.931		
7	T	8.3412	23.7700	16.5140	29.8900	10.1150	13.0342	101.6644		
	S	98.253	85.736	74.482	75.573	83.180	66.695	79.249		
8	T	8.3638	23.9360	16.3710	30.1220	10.0280	12.9807	101.8015		
	S	97.987	85.142	75.133	74.990	83.901	66.970	79.142		
9	T	8.2903	23.6930	16.2930	29.8520	10.1060	13.0593	101.2936		
	S	98.856	86.015	75.493	75.669	83.254	66.567	79.539		
10	T	8.2867	23.6780	16.4000	29.7910	10.0350	13.0864	101.2771		
	S	98.899	86.070	75.000	75.824	83.843	66.429	79.552		
11	T	8.2816	23.6440	16.2690	29.8520	10.1610	13.1197	101.3273		
	S	98.960	86.193	75.604	75.669	82.803	66.261	79.513		
12	T	8.2733	23.7630	16.3610	29.8730	10.1290	13.0558	101.4551		
	S	99.059	85.762	75.179	75.616	83.065	66.585	79.412		
13	T	8.2912	23.5840	16.4110	29.8670	10.0440	13.1194	101.3166		
	S	98.845	86.413	74.950	75.631	83.768	66.262	79.521		
14	T	8.2756	23.7130	16.3860	29.8670	10.0570	13.0664	101.3650		
	S	99.032	85.943	75.064	75.631	83.660	66.531	79.483		
15	T	8.2836	23.6100	16.4220	29.9720	10.1240	13.5784	101.9900		
	S	98.936	86.317	74.900	75.366	83.106	64.022	78.996		
16	T	8.2766	23.8010	16.3360	30.0550	10.0530	13.1942	101.7158		
	S	99.020	85.625	75.294	75.158	83.693	65.886	79.209		
17	T	8.3028	23.8790	16.3510	29.9590	10.1090	13.4747	102.0755		
	S	98.707	85.345	75.225	75.398	83.229	64.515	78.930		
18	T	8.3043	23.7420	16.2420	30.1250	10.1730	13.1859	101.7722		
	S	98.689	85.838	75.730	74.983	82.706	65.928	79.165		
19	T	8.1451	24.0140	16.1960	29.9920	10.0350	14.4461	102.8282		
	S	100.618	84.865	75.945	75.316	83.843	60.177	78.352		

Event: Global Mazda MX-5 Cup Challenge

Track: Mazda Raceway Laguna Seca

2.238 mile(s)

Report: Section Data Report

Battery Tender Global MX-5 Cup

Session: Race 2

October 14, 2017



Section Data for Car 12 - Koch, Kenton

Lap	T/SF to I1	I2 to I3	I3 to I4	I1 to I2	I4 to I5	I5 to SF	Lap	PI to	SFP/PO to	SF to PI
20	T	14.4479	40.3350	30.6730	49.3910		719.8234	559.9465		159.8769
	S	56.724	50.526	40.100	45.734		11.193	1.359		44.958
21	T		29.8660	22.2190			217.2149	86.7844		
	S		68.237	55.358			37.091	8.768		

Event: Global Mazda MX-5 Cup Challenge

Track: Mazda Raceway Laguna Seca

2.238 mile(s)

Report: Section Data Report

Battery Tender Global MX-5 Cup

Session: Race 2

October 14, 2017



Section Data for Car 16 - Dean II, John

Lap	T/SF to I1	I2 to I3	I3 to I4	I1 to I2	I4 to I5	I5 to SF	Lap	PI to	SFP/PO to	SF to PI
1	T	8.5126	34.9630	20.0620	33.0240	12.0860	15.3276	123.9752	98.6544	157.8870
	S	96.274	58.289	61.310	68.401	69.615	56.716	64.987	7.713	51.030
2	T	16.2524	41.4590	24.2310	48.1640	17.9500	19.1824	167.2388		
	S	50.426	49.156	50.761	46.899	46.873	45.319	48.175		
3	T	18.6146	42.7550	22.5690	45.5450	18.9410	18.4518	166.8764		
	S	44.027	47.666	54.500	49.596	44.420	47.113	48.280		
4	T	18.0242	39.8290	23.9000	45.6520	17.2180	18.7987	163.4219		
	S	45.469	51.168	51.464	49.480	48.865	46.244	49.301		
5	T	18.0523	35.3510	23.1990	46.6150	16.4910	13.4299	153.1382		
	S	45.398	57.649	53.020	48.458	51.020	64.730	52.611		
6	T	8.3871	24.2200	16.3790	30.3060	10.2150	13.2860	102.7931		
	S	97.715	84.143	75.096	74.535	82.366	65.431	78.379		
7	T	8.3710	24.1710	16.3860	30.1510	10.0210	13.2173	102.3173		
	S	97.903	84.314	75.064	74.918	83.960	65.771	78.743		
8	T	8.4047	24.0550	16.4340	29.8880	9.9500	13.2579	101.9896		
	S	97.510	84.721	74.845	75.578	84.559	65.570	78.996		
9	T	8.3361	24.2010	16.2520	30.0770	9.9360	13.3232	102.1253		
	S	98.313	84.210	75.683	75.103	84.678	65.248	78.891		
10	T	8.4118	24.0810	16.3900	30.1420	10.0420	13.2771	102.3439		
	S	97.428	84.629	75.046	74.941	83.784	65.475	78.723		
11	T	8.4189	23.9700	16.2950	29.9780	10.0010	13.3506	102.0135		
	S	97.346	85.021	75.483	75.351	84.128	65.115	78.978		
12	T	8.4464	24.0730	16.2690	30.0380	10.0620	13.3096	102.1980		
	S	97.029	84.657	75.604	75.200	83.618	65.315	78.835		
13	T	8.4084	24.0740	16.2800	30.1460	9.9160	13.3361	102.1605		
	S	97.467	84.654	75.553	74.931	84.849	65.185	78.864		
14	T	8.3969	24.0350	16.3540	30.0350	10.0820	13.8545	102.7574		
	S	97.601	84.791	75.211	75.208	83.452	62.746	78.406		
15	T	8.5665	24.0980	16.3770	30.0500	10.1400	13.5011	102.7326		
	S	95.669	84.569	75.105	75.170	82.975	64.389	78.425		
16	T	8.4579	24.3870	16.4590	30.0980	10.1390	13.3382	102.8791		
	S	96.897	83.567	74.731	75.050	82.983	65.175	78.313		
17	T	8.4678	24.1850	16.5480	30.3210	10.2210	13.5506	103.2934		
	S	96.784	84.265	74.329	74.498	82.317	64.153	77.999		
18	T	8.5454	24.3280	16.4840	30.3590	10.2730	13.4386	103.4280		
	S	95.905	83.770	74.618	74.405	81.900	64.688	77.898		
19	T	8.4574	24.2360	16.7780	30.3260	10.2160	13.8021	103.8155		
	S	96.903	84.088	73.310	74.486	82.357	62.984	77.607		

Event: Global Mazda MX-5 Cup Challenge

Track: Mazda Raceway Laguna Seca

2.238 mile(s)

Report: Section Data Report

Battery Tender Global MX-5 Cup

Session: Race 2

October 14, 2017



Section Data for Car 16 - Dean II, John

Lap	T/SF to I1	I2 to I3	I3 to I4	I1 to I2	I4 to I5	I5 to SF	Lap	PI to	SFP/PO to	SF to PI
20	T	9.2669	37.9740	27.9100	49.5110		725.1953	569.1264		156.0689
	S	88.438	53.667	44.070	45.623		11.110	1.337		46.055
21	T		28.5230	19.2370		12.7830	14.3938	125.9744		125.9744
	S		71.450	63.939		65.819	60.395	63.956		63.958
22	T	8.3042	24.2710	16.3130	30.5300	10.0060	13.2460	102.6702		
	S	98.690	83.967	75.400	73.988	84.086	65.629	78.473		
23	T	8.2640	24.1120	16.3450	30.3060	10.0510	13.1081	102.1861		
	S	99.171	84.520	75.252	74.535	83.709	66.319	78.844		
24	T	8.1329	24.1130	16.6150	30.2980	10.7870	13.2350	103.1809		
	S	100.769	84.517	74.029	74.555	77.998	65.683	78.084		
25	T	8.8650			35.5020					
	S	92.447			63.626					

Event: Global Mazda MX-5 Cup Challenge

Track: Mazda Raceway Laguna Seca

2.238 mile(s)

Report: Section Data Report

Battery Tender Global MX-5 Cup

Session: Race 2

October 14, 2017



Section Data for Car 27 - Wubben, Bart

Lap	T/SF to I1	I2 to I3	I3 to I4	I1 to I2	I4 to I5	I5 to SF	Lap	PI to	SFP/PO to	SF to PI
1	T	8.5222	34.8970	19.9390	34.0150	12.0090	15.4239	124.8061	101.2623	160.2455
	S	96.166	58.399	61.688	66.408	70.061	56.362	64.555	7.514	50.279
2	T	16.5631	41.5750	24.2320	47.8890	17.9820	18.9887	167.2298		
	S	49.480	49.019	50.759	47.169	46.789	45.781	48.178		
3	T	18.6213	42.7560	22.4890	45.6670	18.9230	18.5428	166.9991		
	S	44.011	47.665	54.693	49.464	44.462	46.882	48.245		
4	T	18.0532	39.7820	24.1100	45.4900	17.1670	18.7011	163.3033		
	S	45.396	51.228	51.016	49.656	49.011	46.485	49.336		
5	T	18.2049	35.6790	22.7070	46.6620	16.4240	13.6251	153.3020		
	S	45.018	57.119	54.168	48.409	51.228	63.803	52.555		
6	T	8.4459	24.5380	16.6750	30.8260	10.3080	13.5048	104.2977		
	S	97.035	83.053	73.763	73.278	81.622	64.371	77.248		
7	T	8.4412	24.3840	16.6060	30.7280	10.4890	13.4681	104.1163		
	S	97.089	83.578	74.070	73.512	80.214	64.546	77.383		
8	T	8.3659	24.8700	16.6910	30.7240	10.3610	13.7254	104.7373		
	S	97.963	81.944	73.692	73.521	81.205	63.336	76.924		
9	T	8.4606	24.9440	16.9410	31.1330	10.3510	13.5544	105.3840		
	S	96.866	81.701	72.605	72.555	81.283	64.135	76.452		
10	T	8.4016	25.5280	17.3020	30.6140	10.2870	13.3770	105.5096		
	S	97.546	79.832	71.090	73.785	81.789	64.986	76.361		
11	T	8.3720	24.4750	16.9680	30.4360	10.4550	13.4698	104.1758		
	S	97.891	83.267	72.489	74.217	80.475	64.538	77.338		
12	T	8.3702	24.3850	17.1350	30.4860	10.2790	13.3463	104.0015		
	S	97.912	83.574	71.783	74.095	81.853	65.136	77.468		
13	T	8.4117	24.3140	16.8500	30.3960	10.2760	13.3294	103.5771		
	S	97.429	83.818	72.997	74.315	81.877	65.218	77.786		
14	T	8.3826	24.3150	16.8830	30.4330	10.2680	13.6271	103.9087		
	S	97.767	83.815	72.854	74.224	81.940	63.793	77.537		
15	T	8.4729	24.4650	16.8040	30.2820	10.2310	13.4192	103.6741		
	S	96.725	83.301	73.197	74.594	82.237	64.782	77.713		
16	T	8.3788	24.2570	16.6350	30.3010	10.1790	13.4863	103.2371		
	S	97.812	84.015	73.940	74.547	82.657	64.459	78.042		
17	T	8.3187	24.2180	17.0120	30.2250	10.3330	13.4965	103.6032		
	S	98.518	84.150	72.302	74.735	81.425	64.411	77.766		
18	T	8.4095	24.5180	16.8150	30.5090	10.3090	13.7760	104.3365		
	S	97.455	83.121	73.149	74.039	81.614	63.104	77.219		
19	T	8.5320	24.6870	18.4480	30.9540	11.1860	14.3588	108.1658		
	S	96.055	82.552	66.674	72.975	75.216	60.543	74.486		

Event: Global Mazda MX-5 Cup Challenge

Track: Mazda Raceway Laguna Seca

2.238 mile(s)

Report: Section Data Report

Battery Tender Global MX-5 Cup

Session: Race 2

October 14, 2017



Section Data for Car 27 - Wubben, Bart

Lap	T/SF to I1	I2 to I3	I3 to I4	I1 to I2	I4 to I5	I5 to SF	Lap	PI to	SFP/PO to	SF to PI
20	T	10.0702	30.6580	28.2700	31.2350		686.9986	553.0274		133.9712
	S	81.383	66.474	43.509	72.318		11.728	1.376		53.651
21	T		27.6330	19.7900		13.9510	14.6527	136.9563		136.9563
	S		73.751	62.153		60.308	59.328	58.828		58.829
22	T	8.6433	25.9960	17.0830	30.7670	10.4540	13.6847	106.6280		
	S	94.819	78.395	72.001	73.418	80.482	63.525	75.560		
23	T	8.4153	25.2160	16.8360	30.8910	10.4650	13.4506	105.2739		
	S	97.388	80.820	73.058	73.124	80.398	64.630	76.532		
24	T	8.4464	24.6120	16.7890	30.9140	10.5040	35.6458	126.9112		
	S	97.029	82.803	73.262	73.069	80.099	24.388	63.484		
25	T	9.5312								
	S	85.986								

Event: Global Mazda MX-5 Cup Challenge

Track: Mazda Raceway Laguna Seca

2.238 mile(s)

Report: Section Data Report

Battery Tender Global MX-5 Cup

Session: Race 2

October 14, 2017



Section Data for Car 28 - Stout, Robert

Lap	T/SF to I1	I2 to I3	I3 to I4	I1 to I2	I4 to I5	I5 to SF	Lap	PI to	SFP/PO to	SF to PI
1	T	8.6702	30.7370	20.0250	32.2400	12.8830	16.0639	120.6191	105.4239	169.1169
	S	94.524	66.303	61.423	70.064	65.308	54.116	66.795	7.218	47.642
2	T	15.7601	41.2630	25.2040	47.1790	16.9150	18.7085	165.0296		
	S	52.001	49.389	48.802	47.879	49.741	46.466	48.820		
3	T	17.0195	42.3660	24.9920	47.4900	17.4140	18.4946	167.7761		
	S	48.153	48.104	49.216	47.565	48.315	47.004	48.021		
4	T	17.4634	40.1700	26.1550	45.6640	18.4050	17.8332	165.6906		
	S	46.929	50.733	47.027	49.467	45.714	48.747	48.626		
5	T	17.2628	39.2510	24.2270	43.7830	16.9990	13.4110	154.9338		
	S	47.475	51.921	50.770	51.592	49.495	64.821	52.002		
6	T	8.1850	23.8820	16.3250	30.4610	10.1030	13.0530	102.0090		
	S	100.128	85.334	75.345	74.156	83.279	66.599	78.981		
7	T	8.0680	23.4710	16.4990	30.3900	10.3020	13.1352	101.8652		
	S	101.580	86.829	74.550	74.329	81.670	66.182	79.093		
8	T	8.1278	23.5040	16.4920	30.0100	10.1020	13.2096	101.4454		
	S	100.832	86.707	74.582	75.270	83.287	65.810	79.420		
9	T	8.1094	23.4610	16.4660	30.0500	10.0060	13.0985	101.1909		
	S	101.061	86.866	74.699	75.170	84.086	66.368	79.620		
10	T	8.0845	23.4590	16.5090	29.9360	10.1030	13.0906	101.1821		
	S	101.372	86.873	74.505	75.456	83.279	66.408	79.627		
11	T	8.0914	23.8050	16.4050	29.9520	10.1560	13.0586	101.4680		
	S	101.286	85.610	74.977	75.416	82.844	66.571	79.402		
12	T	8.1244	23.5650	16.4540	29.9920	10.1800	13.1210	101.4364		
	S	100.875	86.482	74.754	75.316	82.649	66.254	79.427		
13	T	8.0680	24.0250	16.3700	30.0820	10.0810	13.0911	101.7171		
	S	101.580	84.826	75.137	75.090	83.460	66.405	79.208		
14	T	8.1839	24.1330	16.4820	30.0040	10.2830	13.1778	102.2637		
	S	100.141	84.447	74.627	75.285	81.821	65.968	78.785		
15	T	8.2472	23.8310	16.5450	30.1290	10.0150	13.1918	101.9590		
	S	99.373	85.517	74.343	74.973	84.010	65.898	79.020		
16	T	8.2532	23.8230	16.6090	30.1760	10.0110	13.1606	102.0328		
	S	99.300	85.546	74.056	74.856	84.044	66.055	78.963		
17	T	8.2284	23.8580	16.5410	29.9600	10.1120	13.2321	101.9315		
	S	99.600	85.420	74.361	75.396	83.204	65.698	79.041		
18	T	8.2799	23.9980	16.6210	30.2030	10.1450	13.1244	102.3713		
	S	98.980	84.922	74.003	74.789	82.934	66.237	78.702		
19	T	8.2746	23.8770	16.6760	30.2870	10.1880	13.2902	102.5928		
	S	99.044	85.352	73.759	74.582	82.584	65.410	78.532		

Event: Global Mazda MX-5 Cup Challenge

Track: Mazda Raceway Laguna Seca

2.238 mile(s)

Report: Section Data Report

Battery Tender Global MX-5 Cup

Session: Race 2

October 14, 2017



Section Data for Car 28 - Stout, Robert

Lap	T/SF to I1	I2 to I3	I3 to I4	I1 to I2	I4 to I5	I5 to SF	Lap	PI to	SFP/PO to	SF to PI
20	T	12.5718	40.3550	30.4270	49.2050		718.3489	559.2301		159.1188
	S	65.189	50.501	40.425	45.907		11.216	1.361		45.172
21	T		29.1340	22.0980		14.1520	13.9325	142.3444		142.3444
	S		69.951	55.661		59.452	62.395	56.601		56.602
22	T	8.2085	24.2190	16.8360	30.7150	10.0880	13.2146	103.2811		
	S	99.841	84.147	73.058	73.543	83.402	65.785	78.008		
23	T	8.1934	23.6580	16.4280	30.1530	10.0380	13.1266	101.5970		
	S	100.025	86.142	74.872	74.913	83.818	66.226	79.302		
24	T	8.1734	23.5890	16.7630	30.1050	10.1600	13.2511	102.0415		
	S	100.270	86.394	73.376	75.033	82.811	65.603	78.956		
25	T	8.9559			34.9120					
	S	91.509			64.702					

Event: Global Mazda MX-5 Cup Challenge

Track: Mazda Raceway Laguna Seca

2.238 mile(s)

Report: Section Data Report

Battery Tender Global MX-5 Cup

Session: Race 2

October 14, 2017



Section Data for Car 29 - Gallagher, Patrick

Lap	T/SF to I1	I2 to I3	I3 to I4	I1 to I2	I4 to I5	I5 to SF	Lap	PI to	SFP/PO to	SF to PI
1	T	8.3925	29.2480	20.2670	31.3910	12.8470	16.1883	118.3338		177.8675
	S	97.652	69.678	60.690	71.959	65.491	53.700	68.085		45.298
2	T	15.9257	40.5300	25.4400	47.4210	16.4990	19.6455	165.4612		
	S	51.461	50.283	48.349	47.634	50.995	44.250	48.693		
3	T	16.7465	41.8750	25.5950	47.5910	16.9940	19.4074	168.2089		
	S	48.938	48.668	48.056	47.464	49.509	44.793	47.898		
4	T	17.0936	39.8190	25.5290	46.0020	16.6980	18.7431	163.8847		
	S	47.945	51.180	48.181	49.104	50.387	46.381	49.161		
5	T	16.7269	39.0400	25.3570	44.4380	17.0810	13.8395	156.4824		
	S	48.996	52.202	48.507	50.832	49.257	62.814	51.487		
6	T	8.2775	24.8280	16.1630	30.1800	10.1980	13.0978	102.7443		
	S	99.009	82.083	76.100	74.846	82.503	66.371	78.416		
7	T	8.2242	23.5980	16.4920	29.8250	10.1400	13.0565	101.3357		
	S	99.650	86.361	74.582	75.737	82.975	66.581	79.506		
8	T	8.1735	23.8280	16.2780	29.9600	10.0080	13.1333	101.3808		
	S	100.269	85.528	75.562	75.396	84.069	66.192	79.471		
9	T	8.2247	23.8670	16.1730	29.8210	10.0990	13.1533	101.3380		
	S	99.644	85.388	76.053	75.747	83.312	66.091	79.504		
10	T	8.2217	23.7880	16.2310	29.7980	9.9900	13.2116	101.2403		
	S	99.681	85.672	75.781	75.806	84.221	65.800	79.581		
11	T	8.2434	23.7800	16.2590	29.7830	10.0610	13.2224	101.3488		
	S	99.418	85.700	75.650	75.844	83.626	65.746	79.496		
12	T	8.2186	23.7700	16.4110	29.8550	10.0480	13.1831	101.4857		
	S	99.718	85.736	74.950	75.661	83.734	65.942	79.389		
13	T	8.1939	23.7860	16.3160	29.7220	10.0130	13.2392	101.2701		
	S	100.019	85.679	75.386	76.000	84.027	65.662	79.558		
14	T	8.2148	23.7740	16.3020	29.9150	10.0390	13.1610	101.4058		
	S	99.765	85.722	75.451	75.509	83.810	66.053	79.451		
15	T	8.2030	23.7500	16.3830	29.9150	10.0880	13.5297	101.8687		
	S	99.908	85.809	75.078	75.509	83.402	64.253	79.090		
16	T	8.3543	23.8600	16.2890	30.0270	10.0320	13.2796	101.8419		
	S	98.099	85.413	75.511	75.228	83.868	65.463	79.111		
17	T	8.1974	23.8900	16.3280	29.9790	10.1220	13.2507	101.7671		
	S	99.976	85.306	75.331	75.348	83.122	65.605	79.169		
18	T	8.3283	23.7350	16.3840	29.9330	10.1330	13.2771	101.7904		
	S	98.405	85.863	75.073	75.464	83.032	65.475	79.151		
19	T	8.2009	23.8460	16.1800	29.8920	10.0240	13.8571	102.0000		
	S	99.934	85.463	76.020	75.567	83.935	62.734	78.988		

Event: Global Mazda MX-5 Cup Challenge

Track: Mazda Raceway Laguna Seca

2.238 mile(s)

Report: Section Data Report

Battery Tender Global MX-5 Cup

Session: Race 2

October 14, 2017



Section Data for Car 29 - Gallagher, Patrick

Lap	T/SF to I1	I2 to I3	I3 to I4	I1 to I2	I4 to I5	I5 to SF	Lap	PI to	SFP/PO to	SF to PI
20	T	14.5039	40.3160	30.7830	49.4710		718.6759	560.1160		158.5599
	S	56.505	50.550	39.957	45.660		11.211	1.358		45.331
21	T		29.8970	22.3710		14.5610	14.1033	145.9923		145.9923
	S		68.166	54.982		57.782	61.639	55.186		55.188
22	T	8.3637	24.1480	16.2360	30.8350	10.0140	13.3321	102.9288		
	S	97.988	84.394	75.758	73.256	84.019	65.205	78.275		
23	T	8.2419	24.0080	16.2650	29.9950	10.1210	13.2443	101.8752		
	S	99.436	84.886	75.623	75.308	83.130	65.637	79.085		
24	T	8.2527	23.8810	16.2500	29.9080	10.0210	13.3217	101.6344		
	S	99.306	85.338	75.692	75.527	83.960	65.256	79.272		
25	T	8.9663			34.1960					
	S	91.403			66.056					

Event: Global Mazda MX-5 Cup Challenge

Track: Mazda Raceway Laguna Seca

2.238 mile(s)

Report: Section Data Report

Battery Tender Global MX-5 Cup

Session: Race 2

October 14, 2017



Section Data for Car 32 - Jensen, Keith

Lap	T/SF to I1	I2 to I3	I3 to I4	I1 to I2	I4 to I5	I5 to SF	Lap	PI to	SFP/PO to	
1	T	8.5474	40.8700	21.8620	48.4260	16.3710	14.6876	164.2516	106.4580	164.2516
	S	95.882	49.864	56.262	46.646	51.394	59.187	49.052	7.148	49.053

Event: Global Mazda MX-5 Cup Challenge

Track: Mazda Raceway Laguna Seca

2.238 mile(s)

Report: Section Data Report

Battery Tender Global MX-5 Cup

Session: Race 2

October 14, 2017



Section Data for Car 4 - Ortiz, Bryan

Lap	T/SF to I1	I2 to I3	I3 to I4	I1 to I2	I4 to I5	I5 to SF	Lap	SFP/PO to	
1	T	8.5740	29.9780	20.2160	32.1070	12.6900	16.0099	119.5749	175.6778
	S	95.585	67.982	60.843	70.354	66.301	54.299	67.379	45.863
2	T	15.9651	41.4020	25.1140	47.0720	16.6980	18.8926	165.1437	
	S	51.334	49.224	48.977	47.987	50.387	46.014	48.787	
3	T	16.9694	42.1450	25.2410	47.7020	17.9010	18.6306	168.5890	
	S	48.295	48.356	48.730	47.354	47.001	46.661	47.790	
4	T	17.3514	40.1340	25.5790	45.8570	17.1350	17.5835	163.6399	
	S	47.232	50.779	48.086	49.259	49.102	49.439	49.235	
5	T	17.2025	39.3780	25.0240	43.9300	16.7370	13.6736	155.9451	
	S	47.641	51.754	49.153	51.420	50.270	63.576	51.664	
6	T	8.2534	23.8110	16.3930	30.1410	10.1120	13.0515	101.7619	
	S	99.298	85.589	75.032	74.943	83.204	66.607	79.173	
7	T	8.2455	23.8220	16.6750	29.8960	10.1220	13.2292	101.9897	
	S	99.393	85.549	73.763	75.557	83.122	65.712	78.996	
8	T	8.1488	23.7420	16.5770	30.0680	10.0140	13.0879	101.6377	
	S	100.573	85.838	74.199	75.125	84.019	66.422	79.270	
9	T	8.1751	23.6770	16.4380	29.7580	10.0750	13.0247	101.1478	
	S	100.249	86.073	74.827	75.908	83.510	66.744	79.654	
10	T	8.2723	23.6990	16.4510	29.9150	9.9680	13.0094	101.3147	
	S	99.071	85.993	74.767	75.509	84.406	66.822	79.523	
11	T	8.1796	23.6770	16.3590	29.9850	10.0320	13.0733	101.3059	
	S	100.194	86.073	75.188	75.333	83.868	66.496	79.529	
12	T	8.2597	23.8440	16.4030	29.9120	10.0350	13.0801	101.5338	
	S	99.222	85.470	74.986	75.517	83.843	66.461	79.351	
13	T	8.2309	23.5500	16.5720	29.8030	10.0060	13.0735	101.2354	
	S	99.569	86.537	74.222	75.793	84.086	66.495	79.585	
14	T	8.2475	23.5840	16.4910	29.8870	10.0500	13.0281	101.2876	
	S	99.369	86.413	74.586	75.580	83.718	66.726	79.544	
15	T	8.2939	23.5490	16.5060	29.9480	10.0100	13.5973	101.9042	
	S	98.813	86.541	74.518	75.426	84.052	63.933	79.062	
16	T	8.4047	23.7200	16.4140	30.0230	10.0110	13.1265	101.6992	
	S	97.510	85.917	74.936	75.238	84.044	66.226	79.222	
17	T	8.4275	23.8550	16.5670	29.9060	10.0000	13.1593	101.9148	
	S	97.247	85.431	74.244	75.532	84.136	66.061	79.054	
18	T	8.3207	23.6470	16.4520	29.7800	10.1810	13.1413	101.5220	
	S	98.495	86.182	74.763	75.852	82.641	66.152	79.360	
19	T	8.3997	23.9600	16.2340	29.9360	10.2000			
	S	97.568	85.057	75.767	75.456	82.487			

Event: Global Mazda MX-5 Cup Challenge

Track: Mazda Raceway Laguna Seca

2.238 mile(s)

Report: Section Data Report

Battery Tender Global MX-5 Cup

Session: Race 2

October 14, 2017



Section Data for Car 41 - McGee, Glenn

Lap	T/SF to I1	I2 to I3	I3 to I4	I1 to I2	I4 to I5	I5 to SF	Lap	PI to	SFP/PO to	SF to PI
1	T	8.4879	34.4900	19.3010	33.7090	13.0390	15.1310	124.1579	105.8219	163.6342
	S	96.555	59.088	63.727	67.011	64.527	57.453	64.892	7.190	49.238
2	T	16.3220	41.0110	24.4440	48.0030	18.1800	18.9204	166.8804		
	S	50.211	49.693	50.319	47.057	46.280	45.946	48.279		
3	T	18.5746	42.4840	23.2480	45.6290	18.6890	18.1788	166.8034		
	S	44.122	47.970	52.908	49.505	45.019	47.820	48.301		
4	T	18.7282	40.3350	23.9290	44.9350	17.4680	18.4231	163.8183		
	S	43.760	50.526	51.402	50.270	48.166	47.186	49.181		
5	T	17.9149	35.6560	23.2580	46.5770	16.4820	13.5279	153.4158		
	S	45.747	57.156	52.885	48.497	51.047	64.261	52.516		
6	T	8.3141	24.0780	16.5100	30.0740	10.2020	13.2533	102.4314		
	S	98.573	84.640	74.500	75.110	82.470	65.593	78.656		
7	T	8.2507	23.8990	16.2240	29.8980	10.0970	13.3609	101.7296		
	S	99.330	85.274	75.814	75.552	83.328	65.064	79.198		
8	T	8.3951	23.9640	16.2200	29.8410	9.9390	13.4411	101.8002		
	S	97.622	85.042	75.832	75.697	84.653	64.676	79.143		
9	T	8.2829	23.6690	16.4160	29.8620	10.2080	13.6167	102.0546		
	S	98.944	86.102	74.927	75.643	82.422	63.842	78.946		
10	T	8.3513	23.9790	16.1600	29.7750	10.0920	13.7649	102.1222		
	S	98.134	84.989	76.114	75.864	83.369	63.155	78.894		
11	T	8.4321	24.2310	16.2380	30.0620	10.0270	13.3094	102.2995		
	S	97.194	84.105	75.748	75.140	83.910	65.316	78.757		
12	T	8.3506	23.9470	16.3270	29.8780	10.0200	13.3945	101.9171		
	S	98.142	85.103	75.335	75.603	83.968	64.901	79.052		
13	T	8.3695	24.1340	16.3150	29.8520	10.1020	13.4247	102.1972		
	S	97.920	84.443	75.391	75.669	83.287	64.755	78.836		
14	T	8.3593	23.9940	16.1980	29.9780	10.0400	13.3633	101.9326		
	S	98.040	84.936	75.935	75.351	83.801	65.053	79.040		
15	T	8.3917	23.9760	16.2250	29.9420	10.0430	13.3914	101.9691		
	S	97.661	85.000	75.809	75.441	83.776	64.916	79.012		
16	T	8.3866	23.9510	16.3670	29.8200	10.0170	13.3009	101.8425		
	S	97.721	85.088	75.151	75.750	83.994	65.358	79.110		
17	T	8.3431	24.1640	16.4760	30.0810	9.9930	13.4743	102.5314		
	S	98.230	84.338	74.654	75.093	84.195	64.517	78.579		
18	T	8.4147	24.1290	16.2630	30.0130	9.9230	13.3819	102.1246		
	S	97.394	84.461	75.632	75.263	84.789	64.962	78.892		
19	T	8.3861	24.0610	16.1950	29.9520	10.0640	14.7254	103.3835		
	S	97.727	84.699	75.949	75.416	83.601	59.035	77.931		

Event: Global Mazda MX-5 Cup Challenge

Track: Mazda Raceway Laguna Seca

2.238 mile(s)

Report: Section Data Report

Battery Tender Global MX-5 Cup

Session: Race 2

October 14, 2017



Section Data for Car 41 - McGee, Glenn

Lap	T/SF to I1	I2 to I3	I3 to I4	I1 to I2	I4 to I5	I5 to SF	Lap	PI to	SFP/PO to	SF to PI
20	T	12.1856	38.6970	29.4110	50.0410		717.6448	556.9032		160.7416
	S	67.255	52.664	41.821	45.140		11.227	1.366		44.716
21	T		28.3680	19.8620		13.8160	14.0777	138.4525		138.4525
	S		71.840	61.927		60.898	61.751	58.192		58.194
22	T	8.2593	24.2100	16.6110	30.1550	10.1170	13.3439	102.6962		
	S	99.227	84.178	74.047	74.908	83.163	65.147	78.453		
23	T	8.3731	23.9780	16.2540	30.6170	10.0280	13.4256	102.6757		
	S	97.878	84.993	75.674	73.778	83.901	64.751	78.468		
24	T	8.3004	23.9040	16.4790	29.9860	10.5450	13.6902	102.9046		
	S	98.736	85.256	74.640	75.331	79.788	63.499	78.294		
25	T	9.8038			34.6380					
	S	83.595			65.213					

Event: Global Mazda MX-5 Cup Challenge

Track: Mazda Raceway Laguna Seca

2.238 mile(s)

Report: Section Data Report

Battery Tender Global MX-5 Cup

Session: Race 2

October 14, 2017



Section Data for Car 42 - Rachev, Assen

Lap	T/SF to I1	I2 to I3	I3 to I4	I1 to I2	I4 to I5	I5 to SF	Lap	PI to	SFP/PO to	SF to PI
1	T	8.4281	35.1870	20.1380	33.7860	11.7710	15.4964	124.8065	101.2648	159.7361
	S	97.240	57.918	61.079	66.858	71.478	56.098	64.554	7.514	50.440
2	T	16.5826	41.5990	23.9790	47.9840	18.2010	18.9260	167.2716		
	S	49.422	48.990	51.295	47.075	46.226	45.932	48.166		
3	T	18.7810	43.0920	22.0960	45.7250	18.8650	18.6591	167.2181		
	S	43.637	47.293	55.666	49.401	44.599	46.590	48.181		
4	T	17.8839	39.9800	23.5100	45.7510	17.3500	18.7813	163.2562		
	S	45.826	50.974	52.318	49.373	48.494	46.286	49.351		
5	T	18.2177	35.5640	22.5420	46.9130	16.5070	13.9526	153.6963		
	S	44.986	57.304	54.565	48.150	50.970	62.305	52.420		
6	T	8.5214	25.1000	17.5990	31.0290	10.4390	13.5771	106.2655		
	S	96.175	81.193	69.890	72.798	80.598	64.028	75.818		
7	T	8.3199	25.7200	17.0610	30.8570	10.5480	13.4425	105.9484		
	S	98.504	79.236	72.094	73.204	79.765	64.669	76.045		
8	T	8.4075	24.9940	16.9890	30.7630	10.6420	13.3841	105.1796		
	S	97.478	81.538	72.400	73.428	79.061	64.952	76.600		
9	T	8.3829	24.8790	27.9330	30.6400	12.2250	13.4762	117.5361		
	S	97.764	81.915	44.034	73.723	68.823	64.508	68.547		
10	T	8.5188	24.8490	16.8860	30.6000	10.2670	14.0508	105.1716		
	S	96.204	82.014	72.841	73.819	81.948	61.870	76.606		
11	T	8.6922	24.6290	17.1080	30.5530	10.7950	13.5334	105.3106		
	S	94.285	82.746	71.896	73.933	77.940	64.235	76.505		
12	T	8.4336	24.8210	16.9420	30.4880	10.3010	13.5660	104.5516		
	S	97.176	82.106	72.601	74.090	81.678	64.081	77.061		
13	T	8.4720	24.4050	16.9960	30.3200	10.3640	13.4719	104.0289		
	S	96.736	83.506	72.370	74.501	81.181	64.528	77.448		
14	T	8.4451	24.8330	17.7490	30.3460	10.4190	13.4378	105.2299		
	S	97.044	82.066	69.300	74.437	80.753	64.692	76.564		
15	T	8.4402	24.9830	16.7980	30.3960	10.4160	13.5341	104.5673		
	S	97.100	81.574	73.223	74.315	80.776	64.232	77.049		
16	T	8.4099	27.1090	17.1830	30.5010	10.5590	13.5145	107.2764		
	S	97.450	75.176	71.582	74.059	79.682	64.325	75.103		
17	T	8.4905	25.0200	17.3100	30.7060	10.4190	13.5074	105.4529		
	S	96.525	81.453	71.057	73.564	80.753	64.359	76.402		
18	T	8.5426	24.8660	16.9910	30.7250	10.4020	13.5964	105.1230		
	S	95.936	81.957	72.391	73.519	80.885	63.937	76.642		
19	T	8.6036	26.0030	17.7090	30.4600	11.4430	16.0095	110.2281		
	S	95.256	78.374	69.456	74.158	73.526	54.300	73.092		

Event: Global Mazda MX-5 Cup Challenge

Track: Mazda Raceway Laguna Seca

2.238 mile(s)

Report: Section Data Report

Battery Tender Global MX-5 Cup

Session: Race 2

October 14, 2017



Section Data for Car 42 - Rachev, Assen

Lap	T/SF to I1	I2 to I3	I3 to I4	I1 to I2	I4 to I5	I5 to SF	Lap	PI to	SFP/PO to	SF to PI
20	T	9.7065	28.5500	18.9380	33.9510		660.4732	553.2797		107.1935
	S	84.433	71.382	64.949	66.533		12.199	1.375		67.054
21	T		27.6050	19.6950		13.9870	15.0067	134.0100		134.0100
	S		73.826	62.452		60.153	57.929	60.121		60.123
22	T	8.7633	24.9520		30.7700		13.6972	106.5145		
	S	93.520	81.675		73.411		63.467	75.640		
23	T	8.2658	25.6590	16.7950	30.6230	10.3910	13.3963	105.1301		
	S	99.149	79.425	73.236	73.764	80.970	64.892	76.636		
24	T	8.2887	24.7040	16.9830	30.7900	10.4530	19.9113	111.1300		
	S	98.875	82.495	72.425	73.364	80.490	43.660	72.499		
25	T	11.1357			33.4400					
	S	73.596			67.550					

Event: Global Mazda MX-5 Cup Challenge

Track: Mazda Raceway Laguna Seca

2.238 mile(s)

Report: Section Data Report

Battery Tender Global MX-5 Cup

Session: Race 2

October 14, 2017



Section Data for Car 51 - Cresci, Matt

Lap	T/SF to I1	I2 to I3	I3 to I4	I1 to I2	I4 to I5	I5 to SF	Lap	PI to	SFP/PO to	SF to PI
1	T	8.7740	31.2680	19.9660	33.0880	12.9330	15.9563	121.9853		173.7700
	S	93.406	65.177	61.605	68.268	65.056	54.481	66.047		46.366
2	T	15.8597	41.1800	25.1580	47.3730	17.2330	18.7279	165.5316		
	S	51.675	49.489	48.891	47.683	48.823	46.418	48.672		
3	T	17.0901	42.6780	24.6910	46.9220	17.6160	18.6645	167.6616		
	S	47.954	47.752	49.816	48.141	47.761	46.576	48.054		
4	T	17.2925	40.3550	25.3370	45.6200	16.9540	17.7402	163.2987		
	S	47.393	50.501	48.546	49.515	49.626	49.003	49.338		
5	T	17.1168	39.3060	24.6140	43.7780	16.9450	13.4972	155.2570		
	S	47.880	51.848	49.972	51.598	49.653	64.407	51.893		
6	T	8.1878	23.9090	16.4580	30.1160	10.1650	13.1881	102.0239		
	S	100.093	85.238	74.736	75.005	82.771	65.917	78.970		
7	T	8.1279	23.5260	16.5250	29.9010	10.1940	13.2571	101.5310		
	S	100.831	86.626	74.433	75.545	82.535	65.574	79.353		
8	T	8.1579	23.7040	16.6960	29.9680	10.0760	13.0966	101.6985		
	S	100.460	85.975	73.670	75.376	83.502	66.377	79.222		
9	T	8.1254	23.6030	16.3110	29.8990	10.2000	13.0821	101.2205		
	S	100.862	86.343	75.409	75.550	82.487	66.451	79.597		
10	T	8.0999	23.6090	16.5440	29.8760	10.0180	13.1674	101.3143		
	S	101.180	86.321	74.347	75.608	83.985	66.020	79.523		
11	T	8.0516	23.6380	16.4090	29.9150	10.0210	13.1325	101.1671		
	S	101.787	86.215	74.959	75.509	83.960	66.196	79.639		
12	T	8.1195	23.6000	16.4620	29.9030	10.0790	13.1381	101.3016		
	S	100.935	86.354	74.718	75.540	83.477	66.168	79.533		
13	T	8.1809	23.6800	16.3380	29.8420	10.0850	13.0652	101.1911		
	S	100.178	86.062	75.285	75.694	83.427	66.537	79.620		
14	T	8.2028	23.6990	16.3170	29.9680	10.0600	13.1709	101.4177		
	S	99.910	85.993	75.382	75.376	83.635	66.003	79.442		
15	T	8.2461	23.6000	16.3560	29.9950	10.1020	13.1396	101.4387		
	S	99.386	86.354	75.202	75.308	83.287	66.160	79.425		
16	T	8.2864	23.7140	16.5130	30.4020	9.9780	13.1587	102.0521		
	S	98.902	85.939	74.487	74.300	84.322	66.064	78.948		
17	T	8.3013	23.7310	16.6210	29.9960	10.0500	13.1555	101.8548		
	S	98.725	85.877	74.003	75.305	83.718	66.080	79.101		
18	T	8.2185	23.7610	16.3530	30.1490	10.1280	13.1092	101.7187		
	S	99.720	85.769	75.216	74.923	83.073	66.314	79.207		
19	T	8.1728	23.9560	16.3820	30.0370	10.1310	13.4913	102.1701		
	S	100.277	85.071	75.082	75.203	83.048	64.435	78.857		

Event: Global Mazda MX-5 Cup Challenge

Track: Mazda Raceway Laguna Seca

2.238 mile(s)

Report: Section Data Report

Battery Tender Global MX-5 Cup

Session: Race 2

October 14, 2017



Section Data for Car 51 - Cresci, Matt

Lap	T/SF to I1	I2 to I3	I3 to I4	I1 to I2	I4 to I5	I5 to SF	Lap	PI to	SFP/PO to	SF to PI
20	T	14.3837	40.2700	30.7040	49.4020		719.3513	560.2566		159.0947
	S	56.977	50.607	40.060	45.724		11.200	1.358		45.179
21	T		30.0070	22.3100		14.5490	13.9158	144.7912		144.7912
	S		67.916	55.132		57.830	62.470	55.644		55.646
22	T	8.3652	24.4360	16.5100	30.7590	10.0430	13.0698	103.1830		
	S	97.971	83.400	74.500	73.437	83.776	66.514	78.083		
23	T	8.1982	23.8370	16.5530	30.0820	10.0920	13.1025	101.8647		
	S	99.967	85.495	74.307	75.090	83.369	66.348	79.093		
24	T	8.2125	23.8260	16.3680	30.0670	9.9870	13.8156	102.2761		
	S	99.792	85.535	75.147	75.128	84.246	62.923	78.775		
25	T	9.4344			33.2960					
	S	86.868			67.842					

Event: Global Mazda MX-5 Cup Challenge

Track: Mazda Raceway Laguna Seca

2.238 mile(s)

Report: Section Data Report

Battery Tender Global MX-5 Cup

Session: Race 2

October 14, 2017



Section Data for Car 56 - Oi, Takashi

Lap	T/SF to I1	I2 to I3	I3 to I4	I1 to I2	I4 to I5	I5 to SF	Lap	PI to	SFP/PO to	SF to PI	
1	T	8.3868	38.5910	22.3650	69.7310	15.1960	14.4682	422.8597	270.4999	162.7636	152.3598
	S	97.718	52.809	54.997	32.394	55.367	60.085	19.053	2.813	49.502	47.176
2	T		25.5140	18.0190			10.4190	13.2681	113.0702		113.0702
	S		79.876	68.261			80.753	65.519	71.255		71.257
3	T	8.6159	24.7680	16.9170	30.7580	10.1190	13.2236	104.4015			
	S	95.120	82.282	72.708	73.440	83.147	65.740	77.171			
4	T	8.5754	35.7150	21.2070	42.3600	16.5830	13.6841	138.1245			
	S	95.569	57.062	58.000	53.325	50.737	63.528	58.330			
5	T	8.3859	24.7220	16.8050	30.2880	10.1190	13.2162	103.5361			
	S	97.729	82.435	73.193	74.579	83.147	65.777	77.816			
6	T	8.3658	24.2100	16.7300	30.3620	10.1850	13.2645	103.1173			
	S	97.964	84.178	73.521	74.398	82.608	65.537	78.132			
7	T	8.2855	24.8780	16.7200	30.5580	10.2860	13.5723	104.2998			
	S	98.913	81.918	73.565	73.921	81.797	64.051	77.247			
8	T	8.5707	24.9750	17.1700	31.2160	10.0800	13.6081	105.6198			
	S	95.622	81.600	71.637	72.362	83.469	63.882	76.281			
9	T	8.5099	25.2040	16.8700	30.5150	10.2000	13.3127	104.6116			
	S	96.305	80.858	72.910	74.025	82.487	65.300	77.016			
10	T	8.5013	24.4750	16.7960	30.6770	10.2590	13.3361	104.0444			
	S	96.402	83.267	73.232	73.634	82.012	65.185	77.436			
11	T	8.4509	24.7510	16.8560	30.3910	10.2610	13.3342	104.0441			
	S	96.977	82.338	72.971	74.327	81.996	65.195	77.436			
12	T	8.5258	24.4250	16.9240	30.4440	10.3270	13.2440	103.8898			
	S	96.125	83.437	72.678	74.197	81.472	65.639	77.551			
13	T	8.4920	24.4710	16.7820	30.4010	10.1700	13.2384	103.5544			
	S	96.508	83.280	73.293	74.302	82.730	65.666	77.803			
14	T	8.4906	24.5560	16.7390	30.2690	10.1480	13.3681	103.5707			
	S	96.524	82.992	73.481	74.626	82.909	65.029	77.790			
15	T	8.4859	24.4730	16.7480	30.3400	10.1610	13.3265	103.5344			
	S	96.577	83.274	73.442	74.452	82.803	65.232	77.818			
16	T	8.4695	24.5880	17.1620	30.3350	10.3260	13.4986	104.3791			
	S	96.764	82.884	71.670	74.464	81.480	64.401	77.188			
17	T	8.5084	24.5050	16.8590	30.4470	10.2300	13.6257	104.1751			
	S	96.322	83.165	72.958	74.190	82.245	63.800	77.339			
18	T	8.5893	25.7400	20.0810	31.0260	13.4010	15.1910	114.0283			
	S	95.415	79.175	61.252	72.806	62.784	57.226	70.656			
19	T	9.4650	26.6970	26.5600	32.4830						129.9330
	S	86.587	76.336	46.310	69.540						55.319

Event: Global Mazda MX-5 Cup Challenge

Track: Mazda Raceway Laguna Seca

2.238 mile(s)

Report: Section Data Report

Battery Tender Global MX-5 Cup

Session: Race 2

October 14, 2017



Section Data for Car 63 - Foley, Robby

Lap	T/SF to I1	I2 to I3	I3 to I4	I1 to I2	I4 to I5	I5 to SF	Lap	PI to	SFP/PO to	SF to PI	
1	T	8.6992	30.3560	20.0190	32.5460	12.9470	16.0021	120.5693		178.9130	
	S	94.209	67.135	61.442	69.405	64.985	54.325	66.823		45.033	
2	T	15.6969	41.4350	25.2020	47.2180	16.7460	18.8230	165.1209			
	S	52.211	49.184	48.806	47.839	50.243	46.184	48.793			
3	T	16.8750	42.4530	25.0090	47.5610			267.6978	119.5548		148.1430
	S	48.566	48.005	49.182	47.494			30.097	6.365		48.519

Event: Global Mazda MX-5 Cup Challenge

Track: Mazda Raceway Laguna Seca

2.238 mile(s)

Report: Section Data Report

Battery Tender Global MX-5 Cup

Session: Race 2

October 14, 2017



Section Data for Car 7 - Yamano, Tetsuya

Lap	T/SF to I1	I2 to I3	I3 to I4	I1 to I2	I4 to I5	I5 to SF	Lap	PI to	SFP/PO to	SF to PI	
1	T	8.3535	34.0050	19.9610	36.2190	11.6810	15.5287	125.7482	101.6520	160.8955	
	S	98.108	59.931	61.620	62.367	72.028	55.981	64.071	7.485	50.076	
2	T	16.9163	41.9020	23.0540	48.3140	18.4670	19.1430	167.7963			
	S	48.447	48.636	53.353	46.754	45.560	45.412	48.015			
3	T	18.8670	43.1930	21.8770	45.7070	18.6590	18.8072	167.1102			
	S	43.438	47.183	56.223	49.421	45.092	46.223	48.212			
4	T	18.4048	39.9100	23.1180	45.7730	17.0960	19.2596	163.5614			
	S	44.529	51.064	53.205	49.349	49.214	45.137	49.259			
5	T	18.5404	35.9310	21.1910	47.0810	16.5370	13.3842	152.6646			
	S	44.203	56.719	58.044	47.978	50.878	64.951	52.775			
6	T	8.2388	24.6840	16.7960	30.1770	10.2300	13.1769	103.3027			
	S	99.474	82.562	73.232	74.854	82.245	65.973	77.992			
7	T	8.2281	24.4960	16.6330	30.0460	10.1980	13.2033	102.8044			
	S	99.603	83.195	73.949	75.180	82.503	65.841	78.370			
8	T	8.3507	24.4640	16.5390	30.1460	10.0960	13.1231	102.7188			
	S	98.141	83.304	74.370	74.931	83.336	66.243	78.435			
9	T	8.2899	24.3770	16.5640	30.0330	10.2910	13.1368	102.6917			
	S	98.861	83.602	74.257	75.213	81.757	66.174	78.456			
10	T	8.2902	24.1850	16.6030	29.9950	10.1440	13.0984	102.3156			
	S	98.857	84.265	74.083	75.308	82.942	66.368	78.745			
11	T	8.3146	24.3050	16.6980	30.0420	10.1210	13.2239	102.7045			
	S	98.567	83.849	73.662	75.190	83.130	65.738	78.446			
12	T	8.3741	24.4310	16.4920	30.1700	10.2050	13.1813	102.8534			
	S	97.867	83.417	74.582	74.871	82.446	65.951	78.333			
13	T	8.3577	24.0860	16.5480	30.0780	10.3120	13.2410	102.6227			
	S	98.059	84.612	74.329	75.100	81.591	65.654	78.509			
14	T	8.3320	24.8230	16.6760	30.1110	10.2900	13.1226	103.3546			
	S	98.361	82.099	73.759	75.018	81.765	66.246	77.953			
15	T	8.3534	24.3910	16.5400	30.4030	10.1590	13.1157	102.9621			
	S	98.109	83.554	74.365	74.297	82.820	66.281	78.250			
16	T	8.3313	24.4130	16.5250	30.2920	10.0920	13.1447	102.7980			
	S	98.369	83.478	74.433	74.570	83.369	66.135	78.375			
17	T	8.3283	24.3650	16.6010	30.0790	10.1640	13.1617	102.6990			
	S	98.405	83.643	74.092	75.098	82.779	66.049	78.451			
18	T	8.3543	24.3330	16.8050	30.2490	10.2810	13.2066	103.2289			
	S	98.099	83.753	73.193	74.676	81.837	65.825	78.048			
19	T	8.3784	24.2910	16.6460	30.1970	10.1800	13.2167	102.9091			
	S	97.816	83.898	73.892	74.804	82.649	65.774	78.290			

Event: Global Mazda MX-5 Cup Challenge

Track: Mazda Raceway Laguna Seca

2.238 mile(s)

Report: Section Data Report

Battery Tender Global MX-5 Cup

Session: Race 2

October 14, 2017



Section Data for Car 7 - Yamano, Tetsuya

Lap	T/SF to I1	I2 to I3	I3 to I4	I1 to I2	I4 to I5	I5 to SF	Lap	PI to	SFP/PO to	SF to PI
20	T	8.5483	37.8060	28.2110	46.4970		707.9468	554.3955		153.5513
	S	95.872	53.906	43.600	48.581		11.381	1.373		46.810
21	T		27.6240	19.8340		14.0060	136.6649		136.6649	
	S		73.775	62.015		60.072	58.953		58.955	
22	T	8.1646	24.3050	16.6600	30.3400	10.1380	102.7389			
	S	100.378	83.849	73.830	74.452	82.991	78.420			
23	T	8.1717	24.7340	16.4410	30.8150	10.0890	103.4176			
	S	100.291	82.395	74.813	73.304	83.394	77.906			
24	T	8.2291	24.2400	16.6480	30.3610	10.2910	105.9746			
	S	99.591	84.074	73.883	74.400	81.757	76.026			
25	T	11.5735			34.3060					
	S	70.812			65.845					

Event: Global Mazda MX-5 Cup Challenge

Track: Mazda Raceway Laguna Seca

2.238 mile(s)

Report: Section Data Report

Battery Tender Global MX-5 Cup

Session: Race 2

October 14, 2017



Section Data for Car 72 - Kaiser, Kyle

Lap	T/SF to I1	I2 to I3	I3 to I4	I1 to I2	I4 to I5	I5 to SF	Lap	PI to	SFP/PO to	SF to PI
1	T	8.8181	34.2010	19.4450	33.8110	12.8300	15.4778	124.5829		172.9069
	S	92.939	59.588	63.255	66.809	65.578	56.165	64.670		46.598
2	T	16.0832	41.2310	24.7500	47.6680	17.4180	19.3959	166.5461		
	S	50.957	49.428	49.697	47.387	48.304	44.820	48.376		
3	T	18.0781	42.7190	23.5400	46.0260	18.3380	18.2664	166.9675		
	S	45.334	47.706	52.251	49.078	45.881	47.591	48.254		
4	T	18.1416	40.4900	24.1830	45.2870	17.3380	18.3245	163.7641		
	S	45.175	50.332	50.862	49.879	48.527	47.440	49.198		
5	T	17.3635	36.1560	23.2130	46.7620	16.7100	13.3656	153.5701		
	S	47.199	56.366	52.988	48.306	50.351	65.041	52.463		
6	T	8.2904	23.9480	16.5260	30.2010	10.1970	13.1775	102.3399		
	S	98.855	85.099	74.428	74.794	82.511	65.970	78.726		
7	T	8.2515	23.7090	16.1660	30.1040	10.1350	13.1036	101.4691		
	S	99.321	85.957	76.086	75.035	83.016	66.342	79.402		
8	T	8.2734	23.8760	16.5140	29.9040	10.0470	13.4235	102.0379		
	S	99.058	85.356	74.482	75.537	83.743	64.761	78.959		
9	T	8.2555	23.8740	16.5260	29.9190	10.0840	13.0872	101.7457		
	S	99.273	85.363	74.428	75.499	83.436	66.425	79.186		
10	T	8.2098	23.7760	16.3080	29.8850	10.1510	13.0990	101.4288		
	S	99.825	85.715	75.423	75.585	82.885	66.365	79.433		
11	T	8.2140	24.0890	16.4540	29.8260	10.0580	13.0871	101.7281		
	S	99.774	84.601	74.754	75.735	83.651	66.426	79.199		
12	T	8.2579	23.7620	16.3220	30.0100	10.0520	13.1313	101.5352		
	S	99.244	85.765	75.358	75.270	83.701	66.202	79.350		
13	T	8.2957	23.6240	16.4090	29.8720	10.1220	13.1796	101.5023		
	S	98.792	86.266	74.959	75.618	83.122	65.959	79.376		
14	T	8.2764	23.6150	16.4220	30.0060	10.2290	13.3157	101.8641		
	S	99.022	86.299	74.900	75.280	82.253	65.285	79.094		
15	T	8.3253	23.6610	16.1890	30.0140	10.1390	13.5763	101.9046		
	S	98.440	86.131	75.978	75.260	82.983	64.032	79.062		
16	T	8.3457	23.9060	16.8290	30.4050	10.1000	13.0937	102.6794		
	S	98.200	85.249	73.088	74.293	83.303	66.392	78.466		
17	T	8.1953	23.7570	16.2790	29.9850	10.0540	13.3225	101.5928		
	S	100.002	85.783	75.557	75.333	83.684	65.252	79.305		
18	T	8.3325	24.1470	16.2360	30.4500	10.1380	13.0877	102.3912		
	S	98.355	84.398	75.758	74.183	82.991	66.423	78.686		
19	T	8.2233	24.2730	16.2740	30.2190	10.0840	13.1824	102.2557		
	S	99.661	83.960	75.581	74.750	83.436	65.945	78.791		

Event: Global Mazda MX-5 Cup Challenge

Track: Mazda Raceway Laguna Seca

2.238 mile(s)

Report: Section Data Report

Battery Tender Global MX-5 Cup

Session: Race 2

October 14, 2017



Section Data for Car 72 - Kaiser, Kyle

Lap	T/SF to I1	I2 to I3	I3 to I4	I1 to I2	I4 to I5	I5 to SF	Lap	PI to	SFP/PO to	SF to PI
20	T	12.8076	40.5310	29.8040	49.2790		719.3818	557.5212		161.8606
	S	63.989	50.281	41.270	45.838		11.200	1.365		44.407
21	T		28.5030	21.0870		13.7560	13.9342	140.0820		140.0820
	S		71.500	58.330		61.163	62.387	57.515		57.517
22	T	8.1738	23.8800	16.8120	30.5880	10.0360	13.6233	103.1131		
	S	100.265	85.341	73.162	73.848	83.835	63.811	78.136		
23	T	8.2837	23.7400	16.2720	30.1510	10.0710	13.0831	101.6008		
	S	98.935	85.845	75.590	74.918	83.543	66.446	79.299		
24	T	8.2339	23.6210	16.5750	29.9000	10.1120	13.1741	101.6160		
	S	99.533	86.277	74.208	75.547	83.204	65.987	79.287		
25	T	9.8369			35.1320					
	S	83.313			64.296					

Event: Global Mazda MX-5 Cup Challenge

Track: Mazda Raceway Laguna Seca

2.238 mile(s)

Report: Section Data Report

Battery Tender Global MX-5 Cup

Session: Race 2

October 14, 2017



Section Data for Car 77 - Oxner, Luke

Lap	T/SF to I1	I2 to I3	I3 to I4	I1 to I2	I4 to I5	I5 to SF	Lap	PI to	SFP/PO to	SF to PI
1	T	8.7079	31.5230	20.0330	33.2910	13.3710	15.7854	122.7113		177.1740
	S	94.115	64.650	61.399	67.852	62.925	55.071	65.657		45.475
2	T	15.8076	41.3290	24.9860	47.2150	17.4450	18.4622	165.2448		
	S	51.845	49.311	49.228	47.842	48.230	47.086	48.757		
3	T	17.2858	42.8520	24.5600	46.7790	17.6510	18.6693	167.7971		
	S	47.411	47.558	50.081	48.288	47.667	46.564	48.015		
4	T	17.3917	40.5450	24.7290	45.7400	17.0070	17.7812	163.1939		
	S	47.123	50.264	49.739	49.385	49.472	48.890	49.369		
5	T	17.1978	39.4610	24.4240	43.6600	16.8990	13.4657	155.1075		
	S	47.654	51.645	50.360	51.738	49.788	64.558	51.943		
6	T	8.1713	23.8800	16.4930	30.1500	10.0950	13.2213	102.0106		
	S	100.296	85.341	74.577	74.921	83.345	65.751	78.980		
7	T	8.1617	23.6410	16.4560	30.3040	9.9790	13.0639	101.6056		
	S	100.414	86.204	74.745	74.540	84.313	66.544	79.295		
8	T	8.1691	23.5060	16.8210	30.0360	9.9880	13.2243	101.7444		
	S	100.323	86.699	73.123	75.205	84.237	65.736	79.187		
9	T	8.1297	23.7310	16.3810	29.7880	10.0080	13.0868	101.1245		
	S	100.809	85.877	75.087	75.831	84.069	66.427	79.672		
10	T	8.1382	23.6590	16.4320	29.8040	9.9670	13.0574	101.0576		
	S	100.704	86.139	74.854	75.791	84.415	66.577	79.725		
11	T	8.1036	23.6050	16.4540	30.0240	9.9580	13.2177	101.3623		
	S	101.134	86.336	74.754	75.235	84.491	65.769	79.485		
12	T	8.1803	23.6220	16.5070	29.9980	10.0400	13.1439	101.4912		
	S	100.185	86.274	74.514	75.300	83.801	66.139	79.384		
13	T	8.0781	23.7830	16.4370	29.9270	10.0460	13.0765	101.3476		
	S	101.453	85.690	74.831	75.479	83.751	66.479	79.497		
14	T	8.2275	23.7440	16.4400	29.9320	10.0510	13.0602	101.4547		
	S	99.611	85.830	74.818	75.467	83.709	66.562	79.413		
15	T	8.2178	23.6670	16.2970	29.8210	9.9910	13.1218	101.1156		
	S	99.728	86.110	75.474	75.747	84.212	66.250	79.679		
16	T	8.2352	23.6200	16.4950	30.4080	10.0350	13.1870	101.9802		
	S	99.517	86.281	74.568	74.285	83.843	65.922	79.004		
17	T	8.1960	23.8110	16.3380	30.3110	10.0090	13.1451	101.8101		
	S	99.993	85.589	75.285	74.523	84.061	66.132	79.136		
18	T	8.1539	23.6910	16.3270	30.3100	10.1560	13.1073	101.7452		
	S	100.510	86.022	75.335	74.525	82.844	66.323	79.186		
19	T	8.1757	23.8610	16.3080	30.1420	10.2290	14.0694	102.7851		
	S	100.242	85.409	75.423	74.941	82.253	61.788	78.385		

Event: Global Mazda MX-5 Cup Challenge

Track: Mazda Raceway Laguna Seca

2.238 mile(s)

Report: Section Data Report

Battery Tender Global MX-5 Cup

Session: Race 2

October 14, 2017



Section Data for Car 77 - Oxner, Luke

Lap	T/SF to I1	I2 to I3	I3 to I4	I1 to I2	I4 to I5	I5 to SF	Lap	PI to	SFP/PO to	SF to PI
20	T	14.7466	40.2730	30.5830	49.5900		720.6758	559.5732		161.1026
	S	55.575	50.603	40.218	45.551		11.180	1.360		44.616
21	T		29.7860	22.1700		14.1890	13.9234	142.8542		142.8542
	S		68.420	55.480		59.297	62.436	56.399		56.400
22	T	8.2326	24.2070	16.3800	30.6490	9.9290	13.1347	102.5323		
	S	99.549	84.189	75.092	73.701	84.738	66.185	78.578		
23	T	8.2773	23.9190	16.5680	30.0600	10.0200	13.0221	101.8664		
	S	99.011	85.202	74.239	75.145	83.968	66.757	79.092		
24	T	8.2939	23.8260	16.3110	30.1600	9.9780	13.0784	101.6473		
	S	98.813	85.535	75.409	74.896	84.322	66.470	79.262		
25	T	9.3346			33.7500					
	S	87.797			66.929					

Event: Global Mazda MX-5 Cup Challenge

Track: Mazda Raceway Laguna Seca

2.238 mile(s)

Report: Section Data Report

Battery Tender Global MX-5 Cup

Session: Race 2

October 14, 2017



Section Data for Car 8 - Sparks, Nathaniel

Lap	T/SF to I1	I2 to I3	I3 to I4	I1 to I2	I4 to I5	I5 to SF	Lap	PI to	SFP/PO to	SF to PI
1	T	8.5349	32.9940	20.1070	33.0630	12.8010	15.3457	122.8456	106.2733	166.0548
	S	96.023	61.767	61.173	68.320	65.726	56.649	65.585	7.160	48.520
2	T	16.0123	41.8570	24.5260	47.3230	17.3650	19.3310	166.4143		
	S	51.182	48.689	50.151	47.733	48.452	44.970	48.414		
3	T	17.2870	42.5750	24.0980	46.6160	18.0230	18.6733	167.2723		
	S	47.408	47.867	51.042	48.457	46.683	46.554	48.166		
4	T	17.5407	40.3740	24.4290	45.7240	17.1180	18.1646	163.3503		
	S	46.723	50.477	50.350	49.402	49.151	47.858	49.322		
5	T	17.0184	39.4800	23.8460	43.8690	16.7690	13.5519	154.5343		
	S	48.156	51.620	51.581	51.491	50.174	64.147	52.136		
6	T	8.2241	24.5670	16.2980	30.1860	10.0700	13.1656	102.5107		
	S	99.652	82.955	75.469	74.831	83.552	66.030	78.595		
7	T	8.1624	23.5250	16.1180	30.3180	10.1180	13.0699	101.3113		
	S	100.405	86.629	76.312	74.506	83.155	66.513	79.525		
8	T	8.1091	24.2650	16.4530	30.1450	10.1360	13.3386	102.4467		
	S	101.065	83.987	74.758	74.933	83.007	65.173	78.644		
9	T	8.1864	23.9190	16.2000	30.0970	10.0030	13.2318	101.6372		
	S	100.111	85.202	75.926	75.053	84.111	65.699	79.270		
10	T	8.2732	23.7530	16.3470	29.8040	9.9650	13.2385	101.3807		
	S	99.060	85.798	75.243	75.791	84.432	65.666	79.471		
11	T	8.1945	23.7100	16.4290	30.0910	10.0240	13.1039	101.5524		
	S	100.012	85.953	74.868	75.068	83.935	66.340	79.336		
12	T	8.1631	23.5620	16.4730	30.1460	10.1120	13.0743	101.5304		
	S	100.396	86.493	74.668	74.931	83.204	66.491	79.354		
13	T	8.2127	23.7360	16.3280	30.1330	10.1190	13.7789	102.3076		
	S	99.790	85.859	75.331	74.963	83.147	63.091	78.751		
14	T	8.3691	23.5500	16.3050	29.9800	10.4990	13.2808	101.9839		
	S	97.925	86.537	75.437	75.346	80.138	65.457	79.001		
15	T	8.2502	23.5550	16.2610	29.9910	10.1720	13.5254	101.7546		
	S	99.336	86.519	75.641	75.318	82.714	64.273	79.179		
16	T	8.3926	23.6870	16.5550	30.4180	10.0320	13.1079	102.1925		
	S	97.651	86.037	74.298	74.261	83.868	66.320	78.839		
17	T	8.2331	23.6360	16.3090	29.8010	10.0670	13.2487	101.2948		
	S	99.543	86.222	75.418	75.798	83.576	65.615	79.538		
18	T	8.3233	24.0270	16.2870	29.9580	10.1140	13.1615	101.8708		
	S	98.464	84.819	75.520	75.401	83.188	66.050	79.088		
19	T	8.1995	23.5830	16.1880	30.0090	10.1130	13.3433	101.4358		
	S	99.951	86.416	75.982	75.273	83.196	65.150	79.428		

Event: Global Mazda MX-5 Cup Challenge

Track: Mazda Raceway Laguna Seca

2.238 mile(s)

Report: Section Data Report

Battery Tender Global MX-5 Cup

Session: Race 2

October 14, 2017



Section Data for Car 8 - Sparks, Nathaniel

Lap	T/SF to I1	I2 to I3	I3 to I4	I1 to I2	I4 to I5	I5 to SF	Lap	PI to	SFP/PO to	SF to PI
20	T	13.4647	40.1330	30.3220	49.2130		719.0880	558.4853		160.6027
	S	60.866	50.780	40.565	45.900		11.204	1.362		44.755
21	T		29.4840	21.7610		13.8200	13.9193	141.5990		141.5990
	S		69.121	56.523		60.880	62.454	56.899		56.900
22	T	8.1977	24.1620	16.9030	30.5330	10.1980	13.3458	103.3395		
	S	99.973	84.345	72.768	73.981	82.503	65.138	77.964		
23	T	8.1722	23.4580	16.5020	30.1220	10.1200	13.2702	101.6444		
	S	100.285	86.877	74.536	74.990	83.139	65.509	79.265		
24	T	8.1708	23.5610	16.8460	29.9080	9.9400	13.6119	102.0377		
	S	100.302	86.497	73.014	75.527	84.644	63.865	78.959		
25	T	9.4711			34.9590					
	S	86.531			64.615					

Event: Global Mazda MX-5 Cup Challenge

Track: Mazda Raceway Laguna Seca

Report: Section Data Report

Session: Race 2

2.238 mile(s)

Battery Tender Global MX-5 Cup

October 14, 2017



Section Data for Car 99 - Kemper, Drake

Lap	T/SF to I1	I2 to I3	I3 to I4	I1 to I2	I4 to I5	I5 to SF	Lap	PI to	SFP/PO to	SF to PI
1	T	8.6684	33.9050	19.2470	33.2040	13.0850	15.7465	123.8559		171.1156
	S	94.544	60.108	63.906	68.030	64.300	55.207	65.050		47.085
2	T	15.8085	41.6950	24.5650	47.2700	17.1750	19.4345	165.9480		
	S	51.842	48.878	50.071	47.786	48.988	44.731	48.550		
3	T	17.8655	42.4180	23.7170	46.4980	18.3950	18.4050	167.2985		
	S	45.873	48.045	51.862	48.580	45.739	47.233	48.158		
4	T	18.0270	40.3200	24.5650	45.0820	17.4850	18.0524	163.5314		
	S	45.462	50.545	50.071	50.106	48.119	48.155	49.268		
5	T	17.5646	35.4620	23.9550	46.8860	16.6940	13.5983	154.1599		
	S	46.659	57.469	51.346	48.178	50.399	63.928	52.263		
6	T	8.1807	23.9490	16.3940	30.1360	10.0420	13.1326	101.8343		
	S	100.180	85.096	75.027	74.956	83.784	66.195	79.117		
7	T	8.2014	23.4880	16.3640	29.7580	10.1990	13.3650	101.3754		
	S	99.928	86.766	75.165	75.908	82.495	65.044	79.475		
8	T	8.1100	24.5660	16.3240	29.9670	10.2180	13.1974	102.3824		
	S	101.054	82.958	75.349	75.378	82.341	65.870	78.693		
9	T	8.2026	23.8120	16.2790	30.0090	10.0440	13.1205	101.4671		
	S	99.913	85.585	75.557	75.273	83.768	66.256	79.403		
10	T	8.2105	23.7410	16.2580	30.2340	9.9650	13.2535	101.6620		
	S	99.817	85.841	75.655	74.713	84.432	65.592	79.251		
11	T	8.1975	23.8070	16.1950	30.0780	10.0560	13.1534	101.4869		
	S	99.975	85.603	75.949	75.100	83.668	66.091	79.388		
12	T	8.2476	23.6760	16.4240	30.0980	10.0380	13.1822	101.6658		
	S	99.368	86.077	74.890	75.050	83.818	65.946	79.248		
13	T	8.1638	23.7330	16.2420	30.2020	10.1230	13.1117	101.5755		
	S	100.388	85.870	75.730	74.792	83.114	66.301	79.318		
14	T	8.2113	23.7140	16.2670	30.0960	10.1240	13.0809	101.4932		
	S	99.807	85.939	75.613	75.055	83.106	66.457	79.383		
15	T	8.1281	23.8580	16.3040	30.0950	10.0390	13.3045	101.7286		
	S	100.829	85.420	75.442	75.058	83.810	65.340	79.199		
16	T	8.1545	23.8320	16.2900	30.0270	10.1510	13.1573	101.6118		
	S	100.502	85.513	75.506	75.228	82.885	66.071	79.290		
17	T	8.2287	24.0070	16.4090	30.5340	10.1770	13.9044	103.2601		
	S	99.596	84.890	74.959	73.979	82.673	62.521	78.024		
18	T	8.5586	24.0830	16.1520	30.6960	9.9820	13.2036	102.6752		
	S	95.757	84.622	76.152	73.588	84.288	65.839	78.469		
19	T	8.1964	25.1330	16.6740	30.5010	10.2270	13.3891	104.1205		
	S	99.988	81.087	73.768	74.059	82.269	64.927	77.380		

Event: Global Mazda MX-5 Cup Challenge

Track: Mazda Raceway Laguna Seca

2.238 mile(s)

Report: Section Data Report

Battery Tender Global MX-5 Cup

Session: Race 2

October 14, 2017



Section Data for Car 99 - Kemper, Drake

Lap	T/SF to I1	I2 to I3	I3 to I4	I1 to I2	I4 to I5	I5 to SF	Lap	PI to	SFP/PO to	SF to PI
20	T	12.7089	39.2780	29.2930	51.0100		719.0137	557.1838		161.8299
	S	64.486	51.885	41.990	44.283		11.205	1.366		44.415
21	T		28.3540	20.3430		13.8240	14.0709	139.3551		139.3551
	S		71.875	60.463		60.863	61.781	57.815		57.817
22	T	8.2401	24.1010	16.4210	30.6050	10.1000	13.8000	103.2671		
	S	99.458	84.559	74.904	73.807	83.303	62.994	78.019		
23	T	8.5370	24.0800	16.5050	30.7620	10.0470	13.1327	103.0637		
	S	95.999	84.633	74.523	73.430	83.743	66.195	78.173		
24	T	8.1783	23.8640	16.2960	30.1150	10.6520	13.4031	102.5084		
	S	100.210	85.399	75.479	75.008	78.986	64.859	78.596		
25	T	8.4609			32.6470					
	S	96.863			69.191					

Event: Global Mazda MX-5 Cup Challenge

Track: Mazda Raceway Laguna Seca

2.238 mile(s)

Report: Section Data Report

Battery Tender Global MX-5 Cup

Session: Race 2






October 14, 2017



Section Data for Car

Report Support Information

Section Legend	
Name	Length
SF to I1	0.227652 miles
I2 to I3	0.566098 miles
I3 to I4	0.341667 miles
I1 to I2	0.627462 miles
I4 to I5	0.233712 miles
I5 to SF	0.241477 miles
Lap	2.238000 miles
PI to SFP/PO	0.211364 miles
SFP/PO to SF	2.238068 miles
SF to PI	1.996591 miles
SFP/PO to I1	0.227652 miles
I4 to PI	0.233712 miles
SFP/PO to PI	1.996591 miles

Color Legend	
	Fastest Lap
	Section Under Caution
	Section Under Green
	Section Time Data
	Section Speed Data

